

INTRADEPARTMENTAL CORRESPONDENCE

August 23, 2023

1.14

TO: The Honorable Board of Police Commissioners

FROM: Chief of Police

SUBJECT: CALIFORNIA ASSEMBLY BILL 481 ANNUAL EQUIPMENT REPORT

RECOMMENDED ACTION

- I. That the Board of Police Commissioners REVIEW and APPROVE the attached California Assembly Bill 481 Annual Equipment Report (Report).
- II. That the Board of Police Commissioners TRANSMIT the Report to the City Council.
- III. That the Board of Police Commissioners REQUEST that the City Council receive and file the Report and RENEW Ordinance No. 187603 pursuant to Government Code Section 7071(e).

DISCUSSION

On September 30, 2021, Governor Newsom signed Assembly Bill (AB) 481 into law, which established protocols for law enforcement agencies regarding the funding, acquisition, use, and reporting of specified law enforcement equipment items. The bill added Government Code Section 7070, et seq., and designated numerous vehicles, weapon systems, and munitions – used throughout the Department – as “military equipment.” The bill further required that each law enforcement agency in the State establish a policy governing the use of equipment items identified in the statute, as well as an annual report on the agency’s inventory of those items.

On June 21, 2022, the Board of Police Commissioners, approved and transmitted to City Council the new policy and first equipment report. After being enacted by City Council Ordinance No. 187603, Special Order No. 13, dated October 10, 2022, established Department Manual Section 1/140.25, *Use of Equipment Covered by California Assembly Bill 481*. This report is the second annual equipment report as required by Government Code Section 7072(a).

In preparation for this second annual report, we received community feedback in the Board of Police Commissioners meetings regarding the approval of the policy and first report. Additionally, we have had several meetings with the League of Women Voters regarding their thoughts on our policy and annual report. Several of their suggestions have been incorporated into this annual report including a clarification of the use of the 37 mm Less Lethal projectile launcher and the addition of a link to file a complaint.

The below listed items have been removed from the equipment list as they were requested last year however they were never obtained by the Department:

- .50 Caliber Rifle Ammunition (Addenda II – Firearms and Ammunition, Item No. 76)
- .50 BMG Caliber Browning Ball Ammunition (Addenda II – Firearms and Ammunition, Item No. 77)
- .50 BMG Caliber Browning Armor Piercing Ammunition (Addenda II – Firearms and Ammunition, Item No. 78)
- .50 BMG Caliber Nordic Ammunition Group Mk211 Raufoss Ammunition (Addenda II – Firearms and Ammunition, Item No. 79)
- Rifle Ammunition 223 Remington Federal Premium (Addenda II – Firearms and Ammunition, Item No. 80)

This report includes information on the following new items which were not previously requested in the prior report:

- Lemur II, Unmanned Aerial System, Brink (Addenda I – Vehicles, Item No. 59)
- DJI, M30T, Small Unmanned Aerial System (Addenda I – Vehicles, Item No. 60)
- DJI Mavic Enterprise 3T (Addenda I – Vehicles, Item No. 61)
- DJI Avata (Addenda I – Vehicles, Item No. 62)
- DJI Mini 2 (Addenda I – Vehicles, Item No. 63)
- MTRG 1 Robot (Addenda I – Vehicles, Item No. 64)
- Geissele Carbine 5.56mm (Addenda II – Firearms and Ammunition, Item No. 48)
- Speer G2 9mm Ammunition (Addenda II – Firearms and Ammunition, Item No. 49)
- Geissele Rifle 7.62mm (Addenda II – Firearms and Ammunition, Item No. 50)
- Colt M5 Magazine Fed Rifle (Addenda II – Firearms and Ammunition, Item No. 51)

This report includes information on complaints related to the use of AB 481 items. For 2022, there were only two sustained complaints related to AB 481 items and both involve non-tactical unintentional discharges.

This report also includes information on out of policy uses of force involving AB 481 items. While not every 2022 use of force involving AB 481 items has been adjudicated, currently there are only three uses of force that have been adjudicated with the application of force being deemed out of policy. None of those three incidents were categorical uses of force.

Additionally, we are reporting that one Colt M16 rifle was discovered missing during an inspection of all Defense Re-utilization Marketing Office (DRMO) rifles. A lost property report was generated for this item and the California Office of Emergency Services was notified. For the 2023 report that will be submitted next year, we will have even fewer Colt M16 rifles as we have already sent two shipments of these rifles acquired from the DRMO back to the federal government in 2023.

This report is in conformance with AB 481 as reviewed by Police General Counsel of the City Attorney' Office. This report must be later presented to the Los Angeles City Council prior to the renewal of Ordinance No. 187603, as further required by AB 481.

Honorable Board of Police Commissioners

Page 3

1.14

If additional information regarding this report is required, please contact Commander Marla Ciuffetelli, Office of Constitutional Policing and Policy, at (213) 486-8730.

Respectfully,

A handwritten signature in blue ink, consisting of a stylized 'M' and 'R' that are connected and looped together.

MICHEL R. MOORE
Chief of Police

Attachment

LOS ANGELES POLICE DEPARTMENT

***CALIFORNIA ASSEMBLY BILL 481
ANNUAL EQUIPMENT REPORT***



Conducted by
AUDIT DIVISION

MICHEL R. MOORE
Chief of Police

August 2023

TABLE OF CONTENTS

California Assembly Bill 481 Annual Equipment Report

Page
No.

OVERVIEW	1
BACKGROUND	2
CATEGORIES OF EQUIPMENT	3
A. Vehicles	3
B. Firearms and Ammunition	8
C. Less-Lethal and Ammunition	11
D. Breaching Equipment	16
OVERSIGHT	18
A. Mechanisms to Ensure Compliance	18
B. Complaint Procedures	19
C. Discipline for Misuse	19
D. Complaints and Misuse Summary	20
E. Addressing Concerns and Questions with a Timely Response	22
F. Audits of Equipment	22
ADDENDA I – Vehicles	
ADDENDA II – Firearms and Ammunition	
ADDENDA III – Less-Lethal and Ammunition	
ADDENDA IV – Breaching Equipment	
ADDENDA V- Training Requirement	
ADDENDA VI – <i>Training Bulletin</i> – “Barricaded Suspects/Subjects”	
ADDENDA VII - <i>Use of Force – Tactics Directive</i> – “Tactical De-Escalation Techniques”	
ADDENDA VIII- <i>Use of Force – Tactics Directive</i> – “40mm Less-Lethal Launcher”	
ADDENDA IX - <i>Use of Force – Tactics Directive</i> – “Beanbag Shotgun”	
ADDENDA X- <i>Use of Force – Tactics Directive</i> – “Crowd Management, Intervention, and Control”	
ADDENDA XI- <i>Department Manual, 4th Quarter 2022, Volume 1, “Policy,” Section 140.25, “Use of Equipment Covered by Assembly Bill 481”</i>	
APPENDIX – Signatures	

CALIFORNIA ASSEMBLY BILL 481
ANNUAL EQUIPMENT REPORT
Compiled by Audit Division
2022

OVERVIEW

In accordance with California Assembly Bill 481 (AB 481), Audit Division (AD) of the Los Angeles Police Department (Department) compiled its annual report on the inventory of items defined by AB 481 as “military equipment.” *Government Code* section 7072 requires law enforcement agencies to annually report on the uses of the equipment, summary of complaints, results of audits, annual costs, inventory of equipment, and quantity sought for new equipment.

Items that were requested last year and never obtained by the Department are indicated with a strikethrough in the Addenda. The items are as follows:

1. .50 Caliber Rifle Ammunition (Addenda II – Firearms and Ammunition, Item No. 76)
2. .50 BMG Caliber Browning Ball Ammunition (Addenda II – Firearms and Ammunition, Item No. 77)
3. .50 BMG Caliber Browning Armor Piercing Ammunition (Addenda II – Firearms and Ammunition, Item No. 78)
4. .50 BMG Caliber Nordic Ammunition Group Mk211 Raufoss Ammunition (Addenda II – Firearms and Ammunition, Item No. 79)
5. Rifle Ammunition 223 Remington Federal Premium (Addenda II – Firearms and Ammunition, Item No. 80)

Additionally, new items are shown in the Addenda and indicated with italics. Specifically, the new equipment contained in this report are the following:

1. Lemur II, Unmanned Aerial System, Brink (Addenda I – Vehicles, Item No. 59)
2. DJI, M30T, Small Unmanned Aerial System (Addenda I – Vehicles, Item No. 60)
3. DJI Mavic Enterprise 3T (Addenda I – Vehicles, Item No. 61)
4. DJI Avata (Addenda I – Vehicles, Item No. 62)
5. DJI Mini 2 (Addenda I – Vehicles, Item No. 63)
6. MTRG 1 Robot (Addenda I – Vehicles, Item No. 64)
7. Geissele Carbine 5.56mm (Addenda II – Firearms and Ammunition, Item No. 48)
8. Speer G2 9mm Ammunition (Addenda II – Firearms and Ammunition, Item No. 49)
9. Geissele Rifle 7.62mm (Addenda II – Firearms and Ammunition, Item No. 50)
10. Colt M5 Magazine Fed Rifle (Addenda II – Firearms and Ammunition, Item No. 51)

The 2022 Annual Equipment Report includes the following:

- **Background**
- **Categories and Inventory of Equipment**
 - A. Vehicles (includes purpose and usage, authorized use, training, and laws governing use)
 - (1) Small Unmanned Aerial Systems (sUAS)

- (2) Ground Robots
 - (3) Armored Vehicles
 - (4) Mobile Command Post Vehicles
- B. Firearms and Ammunition (includes purpose and usage, authorized use, training, laws governing use, and additional items approved for private purchase)
 - C. Less-Lethal and Ammunition (includes purpose and usage, authorized use, training, and laws governing use)
 - D. Breaching Equipment (includes purpose and usage, authorized use, training, and laws governing use)
- **Oversight**
 - A. Mechanisms to Ensure Compliance
 - B. Complaint Procedures
 - C. Discipline for Misuse
 - D. Complaints Summary
 - E. Addressing Concerns and Questions with a Timely Response
 - F. Audits of Equipment

BACKGROUND

California Assembly Bill 481 took effect on January 1, 2022, which established protocols for law enforcement agencies regarding the funding, acquisition, and use of “military equipment.” The bill augmented the *Government Code*¹ and encompassed many law enforcement equipment items (i.e., various weapon systems, munitions, and vehicles) in its definition of military equipment.

Individual offices, bureaus, and sections reported this information on the Inventory, Procurement, and Use of Military Equipment, Form 15.62.00 (02/22), to AD. The items listed in this report were not necessarily acquired from the military. Most of the items in this report are standard police equipment that did not come from the military. Although the Department has various pieces of reportable AB 481 equipment in its inventory, the mere possession of such equipment may not necessitate its use. The use of this essential equipment is predicated on situational necessity with the preferred outcome being to effectively de-escalate volatile situations and reach peaceful resolutions.

Pursuant to *Government Code* section 7071(d)(1), the Use of Equipment Covered by AB 481 Policy² was approved by the Department’s governing body, the Board of Police Commissioners

¹See *California Government Code*, Title 1, “General,” Division 7, “Miscellaneous,” Chapter 12.8, “Funding Acquisition, and Use of Military Equipment,” Sections 7070-7075.

² See Addenda XI – *Department Manual*, 4th Quarter 2022, Volume 1, “Policy,” Section 140.25, “Use of Equipment Covered by Assembly Bill 481.”

(BOPC), on August 16, 2022,³ and adopted by ordinance on August 30, 2022.⁴ Subsequently, the Department was required to complete an annual report for BOPC's review and approval. Government Code section 7072(a) requires law enforcement agencies to annually report on the usage of the equipment, purpose of its use, summary of complaints received, results of internal audits, total cost for the year, and equipment inventory.

CATEGORIES OF EQUIPMENT

A. Vehicles

The vehicle category as outlined in the Inventory, Procurement, and Use of Military Equipment, Form 15.62.00, includes Small Unmanned Aerial Systems (sUAS) (commonly referred to as drones) and unmanned ground vehicles (commonly referred to as robots) in addition to specific vehicles (armored vehicles and command post vehicles) that are driven on the roadway.

1. Small Unmanned Aerial Systems

a. Purpose and Usage

The purpose of sUAS is outlined in the *Department Manual*:⁵

The deployment of an sUAS will enhance the Department's ability to protect and serve the public. It can be effective as a de-escalation tool in preservation of life situations, to identify suspect locations that otherwise would be inaccessible without the introduction of an armed officer or K9, and to locate victims in active shooter or mass casualty incidents thus increasing the ability to render assistance more quickly. All of which represent strategic operational goals consistent with the Department's guiding principle of reverence for human life.

The sUAS was deployed to remotely gain visual data and locate hidden suspect(s) without requiring an officer to deploy into that area. The deployment of the sUAS mitigated the risk toward the suspect and officers. The Multi-Disciplinary Collision Investigation Team (MCIT) deployed the sUAS to capture images of traffic collisions.

b. Authorized Use

The authorized usage of sUAS devices is outlined in the *Department Manual*:⁵

³See *Department Manual*, 4th Quarter 2022, Vol. 1, "Policy," Section 140.25, "Use of Equipment Covered by California Assembly Bill 481."

⁴Ordinance No. 187603.

⁵See *Department Manual*, 4th Quarter 2022, Vol. 1, "Policy," Section 420.56, "Small Unmanned Aerial System Program Deployment Guidelines and Procedures."

Any deployment of an sUAS shall be approved by the Bureau Commanding Officer of the entity deploying the sUAS, or in his or her absence, the Acting Commanding Officer of that Bureau. In addition, after deployment is approved by the responsible Bureau Commanding Officer, notification shall be made to the Director (i.e., Assistant Chief), Office of Special Operations, the Chief of Police, and the Office of Special Operations Commission Liaisons.

If an incident is such that it requires the response of personnel assigned to the Bomb Squad and/or the Hazardous Materials Unit, the Commanding Officer, Emergency Services Division, shall also respond to the scene.

If an incident is such that it requires the response of personnel assigned to the MCIT, the Commanding Officer of the concerned Traffic Division shall also respond to the scene.

Permissible Uses. An sUAS may be deployed to provide enhanced situational awareness solely during the following circumstances or types of incidents:

- Barricaded suspects;
- Active shooter incidents;
- Assessments of explosive devices and explosions;
- Hostage situations;
- Natural disasters;
- Hazardous materials incidents;
- Search and rescue operations;
- Warrant services;
- Perimeter searches of armed suspects with superior firepower, an extraordinary tactical advantage, or who are wanted for assault with a firearm against a police officer; and,
- Traffic collisions that involve City of Los Angeles property, which result in serious bodily injury or death and will likely result in significant liability for the City of Los Angeles, and requires the response of MCIT.

c. Training

Operators of all sUAS devices must obtain a Remote Pilot in Command Certificate from the Federal Aviation Administration (FAA). According to the FAA, to obtain and retain this certificate:⁶

⁶See https://www.faa.gov/uas/commercial_operators/become_a_drone_pilot/.

Certificate holders must complete an online recurrent training every 24 calendar months to maintain aeronautical knowledge recency.

The Department's Special Weapons and Tactics (SWAT) unit members operating a sUAS must also attend the SWAT Basic Course. Addenda V lists specific training requirements.

d. Laws Governing Use

The use of a sUAS is regulated by the FAA as outlined in the *Code of Federal Regulations*.⁷

2. Ground Robots

a. Purpose and Usage

In general, robots enhance officer safety by allowing the operator to be a safe distance from a threat (i.e., armed suspect, suspicious package) while obtaining video surveillance that can aid in resolving an incident. The Department has various robots that are used by a limited number of personnel and have unique purposes.

The robots were used to locate suspects and/or collect information in real-time for officers. They were used when their view would relieve officers of the need to enter an area.

b. Authorized Use

Robots are deployed when they will enhance safety during an operation. Use of robots must adhere to all existing Department policies. The Department's SWAT unit uses the *Training Bulletin* on Barricaded Suspects/Subjects as a guide:⁸

In incidents involving a barricaded suspect, the primary concerns are the preservation of human life, and the safety of the barricaded individual, first responders and the community. To ensure the safety of all involved, officers should consider tactics and techniques that may persuade the suspect to voluntarily comply or may mitigate the need to use a higher level of force to resolve the situation safely.

⁷See *Code of Federal Regulations*, Title 14, "Aeronautics and Space," Chapter I, "Federal Aviation Administration, Department of Transportation," Subchapter F, "Air Traffic and General Operating Rules," Part 107, "Small Unmanned Aircraft Systems."

⁸See Addenda VI- *Training Bulletin*, Volume XLVIII, Issue 9, "Barricaded Suspects/Subjects," December 2019.

Regarding use of robots by the Department's Explosives Unit (Bomb Squad) and Hazardous Materials Unit, these items are remote operational support platforms used at calls for service. Operators follow the Standard Operating Guidelines for Bomb Squad and the Hazardous Materials Unit in the use of these items.

In all instances where a robot is deployed, the Watch Commander for the involved Area and the Department Operations Center are notified prior to use.

c. Training

Robot operators must undergo specialized training unique to each item. The Department's SWAT unit members operating a robot must attend the SWAT Basic Course where they are trained in the use of Department robots. Bomb Squad and Hazardous Materials Unit members attend Hazardous Devices School and Certified Bomb Technician Training. The Bomb Assessment Tactical Counter Assault Tool also requires a Forklift Operator License. Addenda V lists specific training requirements.

d. Laws Governing Use

Use of robots shall be consistent with the laws regulating general police operations.

3. Armored Vehicles

a. Purpose and Usage

Armored vehicles are used during critical incidents to enhance officer and community safety. They are exclusively used by the Department's Metropolitan Division. As rescue vehicles, they provide protective armor to officers at high-risk incidents (i.e., barricaded suspect call-outs, service of high-risk warrants, active shooter scenarios, rescue of injured personnel, etc.).

The armored vehicles were used to transport personnel to high risk areas. They were used as cover for SWAT personnel to continue crisis negotiations from a safe location.

b. Authorized Use

Armored vehicles are deployed when they will enhance safety during an operation. Use of armored vehicles must adhere to all existing Department policies.

Metropolitan Division uses the *Training Bulletin* on Barricaded Suspects/Subjects as a guide.⁹

In all instances where an armored vehicle is deployed, the Watch Commander for the involved Area and the Department Operations Center are notified prior to use.

c. Training

All Department personnel are required to maintain a valid California driver's license. All sworn personnel must successfully complete the California Commission on Peace Officer Standards and Training (POST) certified Emergency Vehicle Operations Course (EVOC) in the Academy to operate a Class C emergency vehicle. Specialized vehicles require additional training. Several of the vehicles listed in the inventory require a Commercial Driver's License to operate. Therefore, operators of those vehicles must complete all associated training to obtain their Commercial Driver's License (Class A and Class B). Addenda V lists specific training requirements.

d. Laws Governing Use

The use of vehicles driven on the roadway is regulated by the *California Vehicle Code* and shall be consistent with the laws regulating general police operations.

4. Mobile Command Post Vehicles

a. Purpose and Usage

Mobile Command Post vehicles provide a field operations center at crime scenes, perimeters, task forces, and community events. They also can store and transport equipment for use in field operations. Some of the Mobile Command Post vehicles also have specialized communication equipment that aids in relaying information to personnel and facilitates de-escalation (e.g., communicating a message to a crowd to leave an area).

The Mobile Command Post vehicles were used to stage personnel and resources away from the area of operation and served as command and control centers.

⁹See Addenda VI- *Training Bulletin*, Volume XLVIII, Issue 9, "Barricaded Suspects/Subjects," December 2019.

b. Authorized Use

Mobile Command Post vehicles are deployed when they will enhance operations at various events including crime scenes, tactical operations, community events, and task forces. Use of Mobile Command Post Vehicles must adhere to all existing Department policies. In all instances where a Mobile Command Post Vehicle is deployed, the Watch Commander for the involved Area is notified prior to use.

c. Training

All Department personnel are required to maintain a valid California driver's license. All sworn personnel must successfully complete the California Commission on POST certified EVOC in the Academy to operate a Class C emergency vehicle. Specialized vehicles require additional training. Several of the vehicles listed in the inventory require a Commercial Driver's License to operate. Therefore, operators of those vehicles must complete all associated training to obtain their Commercial Driver's License (Class A and Class B). Addenda V lists specific training requirements.

d. Laws Governing Use

The use of vehicles driven on the roadway is regulated by the *California Vehicle Code* and shall be consistent with the laws regulating general police operations.

B. Firearms and Ammunition

a. Purpose and Usage

In general, firearms and their corresponding ammunition are used to defend against an imminent threat of death or serious bodily injury or to apprehend a violent fleeing felon (see Authorized Use below for more detail). However, some of the firearms listed in this report have other capabilities and are more specialized. These items, therefore, have greater restrictions on their deployment and use. Also, there are specialized firearms used by a limited number of Department personnel (such as the Tire Deflation Shotgun) which fire ammunition for alternative purposes.

Firearms and their corresponding ammunition were available for the Department's SWAT unit members when deployed, however, were not used for every deployment. In 2022, rifles and their corresponding ammunition were used during an incident of an Officer-Involved Shooting to defend against serious bodily injury.

b. Authorized Use

The *Department Manual* states:¹⁰

Use of Force - Deadly. It is the policy of this Department that officers shall use deadly force upon another person only when the officer reasonably believes, based on the totality of circumstances, that such force is necessary for either of the following reasons:

- To defend against an imminent threat of death or serious bodily injury to the officer or to another person; or,
- To apprehend a fleeing person for any felony that threatened or resulted in death or serious bodily injury, if the officer reasonably believes that the person will cause death or serious bodily injury to another unless immediately apprehended.

In determining whether deadly force is necessary, officers shall evaluate each situation in light of the particular circumstances of each case and shall use other available resources and techniques if reasonably safe and feasible. Before discharging a firearm, officers shall consider their surroundings and potential risks to bystanders to the extent reasonable under the circumstances.

Note: Because the application of deadly force is limited to the above scenarios, an officer shall not use deadly force against a person based on the danger that person poses to themselves, if an objectively reasonable officer would believe the person does not pose an imminent threat of death or serious bodily injury to the officer or another person.

Equipment Requiring Due Authorization. As outlined in Metropolitan Divisional Orders, some of the items require approval from the Commanding Officer, Counter-Terrorism and Special Operations Bureau (CTSOB), or designee prior to deployment. The Commanding Officer, Metropolitan Division, may authorize deployment of these items during extraordinary, spontaneous incidents but shall notify the Commanding Officer, CTSOB, as soon as practicable. These items include the M82 Barrett Rifle, US Ordinance M60, Robar Rifle, and M107A1 Barrett Rifle.

Equipment Carried by Specialized Personnel. The Heckler and Koch MP5 submachine gun is a standard issue 9mm for SWAT as well as the Chief of Police, Mayoral, and City Attorney protection details. The Colt M4 and Heckler and Koch 416D rifles are 5.56mm rifles for SWAT as well as the Chief of Police and City Attorney

¹⁰See *Department Manual*, 4th Quarter 2022, Vol. 1, "Policy," Section 556.10, "Policy on the Use of Force."

protection details. All three items are capable of semi-automatic and sustained modes of fire; however, they are carried in safe mode. Transitioning to a sustained mode of fire requires approval (when feasible) by the Commanding Officer, Metropolitan Division, or the existence of certain factors that must be articulated by the operator.

The SCAR17 Fabrique Nationale d'Herstal is a SWAT Sniper Rifle used for Aerial Platform Shooting. Deployment of this item requires concurrence from both the Commanding Officer, Air Support Division, and the Commanding Officer, Metropolitan Division. The Heckler and Koch MP7 is deployed by the Canine (K-9) Unit, the Municipal Executives Protection Detail, SWAT, and Metropolitan Division Armory personnel.

c. Training

The Department's POST certified (Basic Certificate) Academy course includes instruction on the policy for the use of deadly force and how to operate firearms. Every two years, sworn Department personnel receive additional training in firearms and on the Use of Force Policy in general. Regular qualification with each firearm is also required. All the firearms listed in this inventory also require additional training on the use of the specific firearm and associated ammunition. For example, certified Bomb Squad technicians receive training outlined in the Bomb Squad Standard Operating Procedures and ongoing monthly training on the use of the bolt action rifles used for extended range disruption of explosive devices. The additional training for the use of the various firearms is listed below:

- Firearms/Tactical Rifle- Advanced Course
- Heckler & Koch MP7 Course
- Sniper Course
- SWAT Basic Course
- Tactical Shotgun Course
- Semi-Automatic Shotgun Transition Course
- Patrol Rifle Operator Course

Addenda V lists specific training requirements for each item.

d. Laws Governing Use

California *Penal Code* section 835a(c) states:¹¹

¹¹See *California Penal Code*, Part 2, "Of Criminal Procedure," Title 3, "Additional Provisions Regarding Criminal Procedure," Chapter 5, "Arrest, by Whom and How Made," Section 835a(c).

(1) Notwithstanding subdivision (b), a peace officer is justified in using deadly force upon another person only when the officer reasonably believes, based on the totality of the circumstances, that such force is necessary for either of the following reasons:

(A) To defend against an imminent threat of death or serious bodily injury to the officer or to another person.

(B) To apprehend a fleeing person for any felony that threatened or resulted in death or serious bodily injury, if the officer reasonably believes that the person will cause death or serious bodily injury to another unless immediately apprehended. Where feasible, a peace officer shall, prior to the use of force, make reasonable efforts to identify themselves as a peace officer and to warn that deadly force may be used, unless the officer has objectively reasonable grounds to believe the person is aware of those facts.

(2) A peace officer shall not use deadly force against a person based on the danger that person poses to themselves, if an objectively reasonable officer would believe the person does not pose an imminent threat of death or serious bodily injury to the peace officer or to another person.

Additional Items Approved for Private Purchase

The Department allows officers to privately purchase various firearms and ammunition for on-duty use. These items must be approved and authorized for use by the Uniform and Equipment Committee. Each privately purchased firearm must be presented to the Department Armory for inspection and the officer must complete the required training for that firearm prior to deploying it. The cost of purchase and maintenance is the responsibility of the officer for these items. The inventory of privately purchased semi-automatic shotguns and rifles is listed in Addenda II.

The ammunition approved for the shotgun is the standard issue ammunition (which is specifically excluded from AB 481 under *Government Code* section 7070(b)(9)). The only ammunition approved for the rifles is Black Hills 5.56mm Optimized TSX.¹² Actual acquisition numbers for rifles and semi-automatic shotguns are dependent upon participation in the private purchase program and availability of the required training.

C. Less-Lethal and Ammunition

a. Purpose and Usage

¹²See *Reminder for all Personnel: Department Approved Duty Ammunition* (not dated).

The Less-Lethal category as outlined in the Inventory, Procurement, and Use of Military Equipment, Form 15.62.00, includes standard police Less-Lethal devices and other more specialized items such as distraction devices and chemical agents.

The standard devices are:

- Beanbag Shotgun;
- 40mm Less-Lethal Launcher (40mm LLL); and,
- 37mm projectile launcher.

The specialized items are:

- Distraction Devices
- Chemical Agents

Each Less-Lethal device and its associated ammunition have distinct capabilities. For instance, the 40mm LLL has a greater deployment range than the Beanbag Shotgun and would therefore be better suited in situations involving a greater distance. The remainder of the Less-Lethal items are specialized equipment that have unique purposes and are used by a limited number of personnel at Metropolitan Division, Custody Services Division, and Training Division. Chemical agents are used as a tactical de-escalation method to entice subjects to surrender without needing to resort to a higher level of force.¹³ Distraction devices are used to momentarily distract, disorient, or gain compliance from a subject when an approach by officers could create an adverse reaction from the subject.

The standard devices were used to defend against immediate threats to the safety of officers or others. Distraction devices were used to momentarily distract a subject as an approach by officers could create adverse reaction from the subject. Chemical agents were used to change the environment of the atmosphere when a suspect barricaded him or herself.

b. Authorized Uses

The *Department Manual* states:¹⁴

Use of Force–Non-Deadly. It is the policy of this Department that personnel may use only that force which is “objectively reasonable” to:

¹³See Addenda VII- *Use of Force – Tactics Directive: Directive No. 16, “Tactical De-Escalation Techniques,”* October 2016, which defines tactical de-escalation as: “Tactical de-escalation involves the use of techniques to reduce the intensity of an encounter with a suspect and enable an officer to have additional options to gain voluntary compliance or mitigate the need to use a higher level of force while maintaining control of the situation.”

¹⁴See *Department Manual*, 4th Quarter 2022, Vol. 1, “Policy,” Section 556.10, “Policy on the Use of Force.”

- Defend themselves;
- Defend others;
- Effect an arrest or detention;
- Prevent escape; or,
- Overcome resistance.

Both the 40mm LLL and the Beanbag Shotgun have nearly the same criteria for use as outlined in the *Use of Force – Tactics Directive* for each item, except the beanbag shotgun shall not be used in a crowd control situation. Both directives state an officer may use the item “as a reasonable force option to control a suspect when the suspect poses an immediate threat to the safety of the officer or others.”¹⁵ Furthermore, each Directive states:

Less-Lethal force options shall not be used on a suspect or subject who is passively resisting or merely failing to comply with commands. Verbal threats of violence or mere non-compliance does not alone justify the use of less-lethal force.

The *Use of Force Tactics Directive* on Crowd Management, Intervention, and Control describes the authorized use for the 37mm:¹⁶

The 37mm foam rubber baton round is a non-target specific round used for crowd control. With the approval of the Incident Commander, the 37mm foam rubber baton may be used as a crowd control tool when a dispersal order has been issued and/or immediate action is necessary, to stop violence, to ensure public safety, and restore order. Its use should be constantly assessed as to its effectiveness and its effect on the crowd.

Furthermore, California Assembly Bill 48 (AB 48) imposed additional restrictions on the use of kinetic energy projectiles and chemical agents [i.e., 37mm, 40mm LLL, and Oleoresin Capsicum (OC Spray)]. The *Office of the Chief of Police Notice* dated December 14, 2021, outlines the changes made by AB 48 as follows:¹⁷

¹⁵See Addenda VIII- *Use of Force – Tactics Directive*: Directive No. 17.1, “40mm Less-Lethal Launcher,” October 2021; Addenda IX- *Use of Force – Tactics Directive*: Directive No. 6.4, “Beanbag Shotgun,” September 2020; and *Office of the Chief of Police Notice*, September 28, 2021, “Prohibition on the Use of the Beanbag Shotgun in a Crowd Control Situation.”

¹⁶See Addenda X -*Use of Force – Tactics Directive*: Directive No. 11.2, “Crowd Management, Intervention, and Control,” April 2021.

¹⁷See *Office of the Chief of Police Notice*, December 14, 2021, “Assembly Bill 48 – Use of Kinetic Energy Projectiles and Chemical Agents; and, Senate Bill 98- Media Access to Closed Areas – Assemblies, Protests and Demonstrations.”

Per AB 48, kinetic energy projectiles and chemical agents [i.e., 37mm Less-Lethal Launcher, 40mm Less-Lethal Launcher, Oleoresin Capsicum (OC Spray)] shall not be used solely due to an imposed curfew, verbal threat, or non-compliance with a Department directive. Further, if kinetic energy projectiles or chemical agents are used during assemblies, protests, or demonstrations, they shall only be used to defend against a threat to life or serious bodily injury to any individual, including a peace officer, or to bring an objectively dangerous and unlawful situation safely and effectively under control, and, in accordance with the following requirements:

- De-escalation techniques or other alternatives to force have been attempted when objectively reasonable, and have failed;
- Repeated audible announcements have been made stating the intent to use kinetic energy projectiles or chemical agents, when objectively reasonable to do so (in multiple languages and from various locations, if appropriate);
- Persons have been given an objectively reasonable opportunity to disperse and leave the scene;
- An objectively reasonable effort has been made to identify persons engaged in violent acts and those who are not. Kinetic energy projectiles and chemical agents shall not be used indiscriminately on a crowd or group of persons, and shall instead be targeted toward those individuals engaged in violent acts;
- Kinetic energy projectiles and chemical agents shall only be used as objectively reasonable, and only with the frequency, intensity, and in a manner that is proportional to the threat;
- Officers shall minimize the possible incidental impact of the use of kinetic energy projectiles and chemical agents on bystanders, medical personnel, journalists, or other unintended targets;
- An objectively reasonable effort has been made to extract individuals in distress;
- Medical assistance is promptly requested and, if properly trained personnel are present, to provide such assistance to injured persons, when it is reasonable and safe to do so; and,
- Kinetic energy projectiles shall not be aimed at the head, neck, or other vital organs.

For specialized items, Metropolitan Division uses the *Training Bulletin* on Barricaded Suspects/Subjects as a guide.¹⁸

¹⁸See Addenda VI - *Training Bulletin*, Volume XLVIII, Issue 9, "Barricaded Suspects/Subjects," December 2019.

The need to deploy the 12-gauge Starburst Noise Flash Diversion Device round is declared during a tactical briefing with the Commanding Officer, Metropolitan Division, and CTSOB. The ALS Technologies Magnum Flash Noise Flash Diversion Device requires CTSOB approval for use during pre-planned events (such as high-risk warrant operations) or Incident Commander approval during spontaneous incidents meeting SWAT-deployment criteria. A fire safety plan is also incorporated into the tactical planning and subsequent briefings for both items.

The use of some chemical agents requires a fire safety plan prior to use. The use of all chemical agents is regulated by the *Department Manual*, which states:¹⁹

Use of Chemical Agents. To minimize injury to suspects, officers, and others or to avoid property damage, the use of a chemical agent, such as tear gas, may be necessary in circumstances where a serious danger to life and property exists and other methods of control or apprehension would be ineffective or more dangerous.

The field commander at a police situation has the responsibility for determining the need for the use of a chemical agent and the authority to direct its deployment. In no event, however, can authorization for the use of a chemical agent be given by an officer below the rank of Sergeant or Detective. The use of a chemical agent for crowd or riot control must be authorized by an officer of the rank of Commander or above.

c. Training

The Department's POST certified (Basic Certificate) Academy course includes instruction on the policy for the use of force and how to operate the standard issue Less-Lethal devices. Every two years, sworn Department personnel receive additional training on the Use of Force Policy in general. The remainder of the Less-Lethal devices listed in this inventory also require additional training:

- Arrest and Control/ Defensive Tactics Course
- Specialized Equipment Course
- Tactical Less-Lethal Course
- Less-Lethal Munitions
- Standards and Training for Corrections FN 303 Operator Course

Addenda V lists specific training requirements for each item.

¹⁹See *Department Manual*, 4th Quarter 2022, Vol. 1, "Policy," Section 572, "Use of Chemical Agents."

d. Laws Governing Use

The *California Penal Code* states:²⁰

Any peace officer who has reasonable cause to believe that the person to be arrested has committed a public offense may use objectively reasonable force to effect the arrest, to prevent escape, or to overcome resistance.

D. Breaching Equipment

a. Purpose and Usage

Breaching equipment in general is used to gain entry into secured locations. Some distraction devices are also included in this section because they are used when breaching into a location. Distraction devices are used to momentarily distract, disorient, or gain compliance from a subject when the approach by officers could create an adverse reaction from the subject.

Breaching tools were used to gain entry into secured locations in accordance with the Department policy and regulations.

b. Authorized Use

Breaching equipment can only be used during search warrant service or under exigent circumstances and must adhere to all existing Department policies. Explosive breaching equipment is only used by a limited number of personnel that are properly trained in its use.

Unless exigent circumstances exist, supervisory approval is required prior to use of breaching equipment. Search warrants require a pre-approved Tactical Operation Plan, Form 12.25.00, and presence of a supervisor during service. The Watch Commander of the involved Area is also notified regarding the service of a warrant.

c. Training

The basic breaching equipment training provided to personnel is a class titled, *Tactical Entry Tools for Patrol*. Operators of more specialized breaching equipment receive additional training in the use of each particular tool. This training is provided in the following courses:

²⁰See *California Penal Code*, Part 2, "Of Criminal Procedure," Title 3, "Additional Provisions Regarding Criminal Procedure," Chapter 5, "Arrest, by Whom and How Made," Section 835a(b).

- Arrest and Control/Defensive Tactics
- Specialized Equipment
- Multi-Assault Counter Terrorism Action Capabilities Breaching Course
- Noise Flash Distraction/Diversion Device Training Course

Explosive breaching equipment requires a Blaster License issued by the California Division of Occupational Safety and Health. The Department's SWAT personnel designated to use explosives have completed 80 hours of training with 22 successful practical applications, testing, and a background investigation. Addenda V lists specific training requirements for each item.

d. Laws Governing Use

The *California Penal Code* states:²¹

1531. The officer may break open any outer or inner door or window of a house, or any part of a house, or anything therein, to execute the warrant, if, after notice of his authority and purpose, he is refused admittance.

1532. He may break open any outer or inner door or window of a house, for the purpose of liberating a person who, having entered to aid him in the execution of the warrant, is detained therein, or when necessary for his own liberation.

Case law allows for exceptions to the warrant requirement for forced entry into a secured location in cases of exigent circumstances or when there is a community caretaking need. Exigent circumstances are specific emergencies "such as the need to render emergency assistance, imminent harm to others, a threat to the officer, destruction of evidence, or the suspect's escape from the home."²² However, with the intent of averting violent encounters between law enforcement personnel and surprised occupants during the execution of search and/or probable cause arrest warrants, Department policy requires officers to, absent reasonable suspicion of exigent circumstances, provide knock-notice prior to entry. Forcible entry may be made only if, after notice and reasonable amount of time has been given, clear and articulable facts are present that the suspect(s)/occupant(s) has failed to comply or does not intend on complying with lawful commands.²³ Forced entry as a community caretaking function requires that the purpose of the entry be

²¹See *California Penal Code*, Part 2, "Of Criminal Procedure," Title 12, "Of Special Proceedings of a Criminal Nature," Chapter 3, "Of Search Warrants."

²²See *Legal Bulletin*, July 7, 2021, "U.S. Supreme Court Clarifies Legal Rules Regarding Warrantless Entry into the Home of a Fleeing Misdemeanant."

²³See *Department Manual*, 4th Quarter 2022, Vol. 4, "Line Procedures," Section 742, "Search Warrants."

“totally divorced from the detection, investigation, or acquisition of evidence relating to the violation of a criminal statute.”²⁴

Noise Flash Distraction Devices (NFDDs) are considered destructive devices by the Bureau of Alcohol, Tobacco, Firearms, and Explosives (ATF). The National Firearms Act requires registration of destructive devices with the ATF. The ATF approves transfers of NFDDs and compiles information on the use for all law enforcement agencies.²⁵

OVERSIGHT

In general, the BOPC provides oversight to the operations of the Department. Every Categorical Use of Force (CUOF), including every Officer-Involved Shooting, is reviewed by the BOPC to ensure that Department policies were followed. The BOPC may initiate a personnel complaint investigation during the CUOF review process. In addition, the Office of the Inspector General conducts an independent review of all CUOFs.²⁶ For lower level Non-Categorical Uses of Force (NCUOF), the review is conducted by the involved employee’s Chain of Command to ensure Department policies were followed.

During crowd control situations in 2022, NCUOFs were reported on Incident Command System (ICS) Form 214, under the certain circumstances set forth in *Use of Force – Tactics Directive: Directive No. 11.2, “Crowd Management, Intervention, and Control,”* dated April 2021 (See Addenda X). In these instances, an After-Action Report (AAR) is generated to document the incident and includes details of any NCUOFs. This AAR is reviewed by the involved Area’s Chain of Command.

Use of specialized equipment that does not result in a CUOF or NCUOF investigation is overseen by the involved units’ direct supervisors and Chain of Command.

A. Mechanisms to Ensure Compliance

Training on the use of force policy and the proper use of all the items covered by AB 481 is the first step in ensuring compliance. Officers receive the initial training in the Academy on standard issue items and further training by their Field Training Officer. Continued training throughout officers’ careers is required as well. Use of specialized equipment requires additional training for use and additional supervisory oversight in some cases.

Use of all the specialized equipment is reviewed by the involved employee’s Chain of Command. Minor mistakes or errors in the use of the equipment may result in remedial training, an Employee Comment Sheet, or a Notice to Correct Deficiencies. Misuse that constitutes

²⁴See *Cady v. Dombrowski* (1973) 413 US 433, 441.

²⁵See *ATF Explosives Industry Newsletter*, December 2003, page 3, “Requirements for Distraction Devices.”

²⁶See *California Department of Justice Information Bulletin*, No. 2021-DLE-03, “Assembly Bill (AB) 1506 Definitions and Law Enforcement Agency’s Notification Responsibility,” June 24, 2021.

misconduct or a violation of the law could result in disciplinary action outlined later in this report.

B. Complaint Procedures

The *Department Manual* states:²⁷

Complaints shall be accepted from any source: written, verbal, in person or telephonic (or TTY), mail, facsimile transmission, or electronic means, or anonymously; at the Police Administration Building; any bureau, Area station or substation; at the Office of the Board of Police Commissioners and the Office of the Inspector General; or any other police facility accessible to the public.

Public members can file a complaint using any of those source methods.²⁸ Once a complaint is received, it will be investigated by either Internal Affairs Division (IAD) or the employee's command (as determined by IAD).²⁹ Any disciplinary action arising out of the complaint must be conducted within one year.³⁰

C. Discipline for Misuse

Misuse can be discovered in two ways: During an investigation into the use of the item, or after being reported as a complaint by either an employee or the public. A sustained complaint of misuse may result in disciplinary action in the following formats:³¹

- Sustained-No Penalty
- Admonishment
- Official Reprimand
- Suspension of 1 to 22 days
- Demotion
- Suspension and Demotion
- Board of Rights – Recommendation for Removal

In addition to departmental discipline, employees who misuse equipment may also face criminal charges.

²⁷See *Department Manual*, 4th Quarter 2022, Vol. 3, "Management Rules and Procedures," Section 810.05, "Complaints- Conditions of Acceptance."

²⁸For more information on how to file a complaint, visit <https://www.lapdonline.org/information-on-how-to-file-a-complaint/>.

²⁹See *Department Manual*, 4th Quarter 2022, Vol. 3, "Management Rules and Procedures," Section 816.05, "Internal Affairs Division's Responsibility."

³⁰See *California Government Code*, Title 1, "General," Division 4, "Public Officers and Employees," Chapter 9.7, "Public Safety Officers," Section 3304(d)(1).

³¹See *Professional Standards Bureau Notice*, September 15, 2020, "Department Sworn Penalty Guide for Personnel Complaints – Amended."

D. Complaints and Misuse Summary

In 2022, Professional Standards Bureau received a total of 14 complaints that the Department has verified relating to the Department uses of equipment covered by the “military equipment policy.” Of these 14 complaints reported, 12 were initiated by a member of the public, and two were initiated by the Department due to non-tactical unintentional discharges.³² The Department accepts all public complaints regardless of merit. Table No. 1 summarizes the 14 complaints and the Department’s adjudication of those allegations:

Table No. 1 – Summary of Complaints Regarding AB 481

No.	Type of Equipment	Summary of Complaint	Department’s Adjudication
1	Rifle	Public complainant alleged an officer engaged in an unauthorized use of force.	Investigation determined facts were not as alleged. Adjudicated as Unfounded.
2	Rifle	Public complainant alleged that officers improperly pointed rifles towards a suspect.	Investigation determined facts were not as alleged. Adjudicated as Unfounded.
3	Less-Lethal Munition	Public complainant alleged that the complainant was hit with a less-lethal projectile fired by an officer.	Complainant did not cooperate with the investigation. Adjudicated as Insufficient Evidence to Adjudicate.
4	Rifle	Public complainant alleged that officers pointed assault rifles towards the complainant.	Investigation determined facts were not as alleged. Adjudicated as Unfounded.
5	Less-Lethal Munition	Public complainant alleged an officer fired a less-lethal munition at the complainant.	Investigation determined facts were not as alleged. Adjudicated as Unfounded.
6	Rifle	Public complainant alleged the officer stared at the complainant with an assault rifle.	Investigation determined facts were not as alleged. Adjudicated as Demonstrably False.
7	40mm LLL	Public complainant alleged the officer unnecessarily pointed a 40mm LLL at the complainant.	Investigation determined facts were not as alleged. Adjudicated as Unfounded.

³²See *Department Manual*, 4th Quarter 2022, Vol.3, “Management Rules and Procedures,” Section 792.05, “Definitions.” Non-tactical unintentional discharge is defined as any unintentional discharge of a firearm that does not occur during a tactical situation.

No.	Type of Equipment	Summary of Complaint	Department's Adjudication
8	Drone	Public complainant alleged the Department sent a drone over the complainant's residence for surveillance.	Investigation determined facts were not as alleged. Adjudicated as Demonstrably False.
9	40mm LLL	Public complainant alleged the officer used excessive force when he discharged a 40mm LLL.	Investigation determined facts were not as alleged. Adjudicated as Unfounded.
10	Rifle	The Department initiated a complaint due to non-tactical unintentional discharge.	Investigation determined that the officer, while off-duty, accidentally discharged a rifle. Adjudicated as Sustained. ³³
11	Benelli Shotgun	The Department initiated complaint due to non-tactical unintentional discharge.	Investigation determined that the officer, while on-duty, did not properly conduct a six-point safety check and negligently discharged a shotgun. Adjudicated as Sustained. ³³
12	40mm LLL	Public complainants alleged the officers were not properly trained and violated the court order of using 40mm LLLs during a demonstration.	Investigation determined facts were not as alleged. Adjudicated as Unfounded.
13	Chemical Agent	Public complainant alleged the officers unlawfully deployed chemical agents.	Investigation/adjudication pending
14	Explosive Breaching Equipment	Public complainant alleged the Department allowed the use of excessive force with an explosive device.	Investigation/adjudication pending

³³ For more information regarding penalties, please visit:

<https://www.lapdonline.org/office-of-the-chief-of-police/professional-standards-bureau/disciplinary-penalties/>

In 2022, the Department had a total of three incidents which were out of the Department’s policy when handling AB 481 equipment.³⁴ Table No. 2 summarizes the three incidents of AB 481 equipment misuse.

Table No. 2 – Summary of AB 481 Equipment Misuse

No.	Type of Equipment	Summary of Misuse	Actions Taken
1	40mm LLL and Beanbag Shotgun	Two officers, while on-duty, fired six rounds of the 40mm LLL, which was out of policy. One officer, while on-duty, fired three rounds of beanbag shotgun, which was out of policy.	The officers received divisional training.
2	40mm LLL	One officer, while on-duty, fired one round of the 40mm LLL, which was out of policy.	The officer received divisional training and an incident debrief.
3	Beanbag Shotgun	One officer, while on-duty, fired one round of the beanbag shotgun, which was out of policy.	The officer received divisional training and an incident debrief.

E. Addressing Concerns and Questions with a Timely Response

For standard issue equipment, questions and concerns that do not rise to the level of a complaint can be addressed immediately by calling any police station. For specialized equipment, the Department entity using the equipment can address concerns and questions during regular business hours.

F. Audits of Equipment

Assembly Bill 481, under *Government Code* section 7072(a)(3), requires the Department to annually report the results of any internal audits, any information about violations of the military equipment use policy, and any actions taken in response. The Department did not conduct any audits related to the AB 481 military equipment use policy in 2022.

However, we are reporting that one Colt M16 rifle was discovered missing during an inspection of all Defense Re-utilization Marketing Office (DRMO) rifles. A lost property report was generated for this item and the California Office of Emergency Services was notified. For the 2023 report that will be submitted next year, we will have even fewer Colt M16 rifles as we have already sent two shipments of these rifles acquired from the DRMO back to the federal government in 2023.

³⁴For more information regarding uses of force for 2022, visit <https://lapdonlinestrgeacc.blob.core.usgovcloudapi.net/lapdonlinemedia/2022-Year-End-Review.pdf>.

Addenda I - Vehicles

Item#	Description	Quantity Possessed in 2022	Quantity Requested	Source of Funding for Quantity Requested	Capabilities/Item Details	Estimated Lifespan	Actual 2022 Yearly Costs (including acquisition, personnel, training, transportation, maintenance, storage, and upgrade)
1	2002 Freightliner M Line, Mobile 1, Shop 20006	1	0	Municipal Improvement Corporation of Los Angeles	Modified with additional communications equipment to facilitate operational control.	20 years	\$4,798.14
2	2010 Oshkosh, Mobile 3, Shop 80163	1	0	Municipal Improvement Corporation of Los Angeles	Modified with additional communications equipment to facilitate operational control.	20 years	\$354.77
3	2011 Peterbuilt 587, Tractor for Mobile 3, Shop 80217	1	0	Municipal Improvement Corporation of Los Angeles	Modified with additional communications equipment to facilitate operational control.	20 years	\$2,999.30
4	2009 Freightliner M2106, Pegasus, Shop 80151	1	0	Grant	Modified with additional communications equipment to facilitate operational control.	20 years	\$8,642.56
5	2007 Freightliner M Line, Mobile 9, Shop 80065	1	0	Grant	Modified to facilitate the operational control and direction of public safety units. This vehicle has additional communications equipment to coordinate incidents and events.	20 years	\$5,252.64
6	2009 Caterpillar TL1255 BATCAT, Bomb Assessment Tactical Counter Assault Tool, Shop 80942	1	0	Municipal Improvement Corporation of Los Angeles	Heavy duty robotic platform used in support of Bomb Squad, Hazardous Materials Unit and SWAT.	20 years	\$2,393.17
7	Andros F6B Remote Robotic Ground Vehicle	3	0	City of Los Angeles General Fund	Ground robotic platforms used to support Bomb Squad, Hazardous Materials Unit, and SWAT.	15+ years	\$1,000.00+
8	Andros Titus Remote Robotic Ground Vehicle	2	0	City of Los Angeles General Fund	Ground robotic platforms used to support Bomb Squad, Hazardous Materials Unit, and SWAT.	15+ years	\$1,000.00+
9	Qinetiq Talon Remote Robotic Ground Vehicle	1	0	City of Los Angeles General Fund	Ground robotic platform used to support Bomb Squad, Hazardous Materials Unit, and SWAT.	15+ years	\$1,000.00+
10	DJI, Matrice, 300 RTK, Small Unmanned Aerial System	1	0	City of Los Angeles General Fund	Aerial system used to support Bomb Squad, Hazmat, SWAT, and MCHT at calls for service.	5+ years	\$500.00+
11	1999 Mighty 36 Mighty Mover Trailer, Shop 50830	1	0	EMERGOP TF	32 foot long trailer for storage and transportation.	20 years	\$1,519.33
12	1999 Mighty 36 Mighty Mover Trailer, Shop 50832	1	0	EMERGOP TF	32 foot long trailer for storage and transportation.	20 years	\$153.53

Addenda I - Vehicles

Item#	Description	Quantity Possessed in 2022	Quantity Requested	Source of Funding for Quantity Requested	Capabilities/Item Details	Estimated Lifespan	Actual 2022 Yearly Costs (including acquisition, personnel, training, transportation, maintenance, storage, and upgrade)
13	2006 Pierce HDR Walkin, Bomb Assessment Truck, Shop No. 21150	1	0	Grant	Response Support vehicle modified to facilitate operational use by HDMS units with additional tools, materials, and remote capabilities.	20 years	\$8,929.04
14	2003 Mathews Mobile Command, Shop No. 20066	1	0	Office of Public Safety Funding	The Command Post Vehicle facilitates the operational control during active field incidents and community events.	20 years	\$9,954.01
15	2001 GMC Mattman, Shop No. 20002	1	0	Municipal Improvement Corporation of Los Angeles	The Command Post Vehicle facilitates the operational control during active field incidents and community events.	20 years	\$1,548.89
16	2004 GMC Mattman, Shop No. 20011	1	0	Municipal Improvement Corporation of Los Angeles	The Command Post Vehicle facilitates the operational control during active field incidents and community events.	20 years	\$2,707.69
17	2001 GMC CP31442, Shop No. 21288	1	0	Office of Public Safety Funding	The Command Post Vehicle facilitates the operational control during active field incidents and community events.	20 years	\$399.17
18	2008 Pierce Commander, Shop No. 80084	1	0	Municipal Improvement Corporation of Los Angeles	The Command Post Vehicle facilitates the operational control during active field incidents and community events.	20 years	\$2,226.56
19	2008 Pierce Commander, Shop No. 80087	1	0	Municipal Improvement Corporation of Los Angeles	The Command Post Vehicle facilitates the operational control during active field incidents and community events.	20 years	\$1,078.36
20	2008 Pierce Commander, Shop No. 80088	1	0	Municipal Improvement Corporation of Los Angeles	The Command Post Vehicle facilitates the operational control during active field incidents and community events.	20 years	\$1,139.43
21	2004 GMC Mattman, Shop No. 20009	1	0	Municipal Improvement Corporation of Los Angeles	The Command Post Vehicle facilitates the operational control during active field incidents and community events.	20 years	\$666.18
22	2008 Pierce Commander, Shop No. 80086	1	0	Municipal Improvement Corporation of Los Angeles	The Command Post Vehicle facilitates the operational control during active field incidents and community events.	20 years	\$5,060.53

Addenda I - Vehicles

Item#	Description	Quantity Possessed in 2022	Quantity Requested	Source of Funding for Quantity Requested	Capabilities/Item Details	Estimated Lifespan	Actual 2022 Yearly Costs (including acquisition, personnel, training, transportation, maintenance, storage, and upgrade)
23	2004 GMC Mattman, Shop No. 20010	1	0	Municipal Improvement Corporation of Los Angeles	The Command Post Vehicle facilitates the operational control during active field incidents and community events.	20 years	\$5,147.08
24	2002 GMC Mattman, Shop No. 20004	1	0	Municipal Improvement Corporation of Los Angeles	The Command Post Vehicle facilitates the operational control during active field incidents and community events.	20 years	\$4,316.15
25	2009 GMC Mattman, Shop No. 80194	1	0	Municipal Improvement Corporation of Los Angeles	The Command Post Vehicle facilitates the operational control during active field incidents and community events.	20 years	\$3,137.72
26	2002 GMC Mattman, Shop No. 20005	1	0	Municipal Improvement Corporation of Los Angeles	The Command Post Vehicle facilitates the operational control during active field incidents and community events.	20 years	\$1,358.75
27	2004 GMC Mattman, Shop No. 20013	1	0	Municipal Improvement Corporation of Los Angeles	The Command Post Vehicle facilitates the operational control during active field incidents and community events.	20 years	\$1,241.51
28	2004 GMC Mattman, Shop No. 20012	1	0	Municipal Improvement Corporation of Los Angeles	The Command Post Vehicle facilitates the operational control during active field incidents and community events.	20 years	\$1,129.88
29	2004 GMC Mattman, Shop No. 20007	1	0	Forfeiture	The Command Post Vehicle facilitates the operational control during active field incidents and community events.	20 years	\$1,003.46
30	2002 GMC Mattman, Shop No. 20003	1	0	Municipal Improvement Corporation of Los Angeles	The Command Post Vehicle facilitates the operational control during active field incidents and community events.	20 years	\$519.71
31	2004 GMC Mattman, Shop No. 20014	1	0	Municipal Improvement Corporation of Los Angeles	The Command Post Vehicle facilitates the operational control during active field incidents and community events.	20 years	\$1,110.79
32	2008 Pierce Commander, Shop No. 80085	1	0	Municipal Improvement Corporation of Los Angeles	The Command Post Vehicle facilitates the operational control during active field incidents and community events.	20 years	\$6,853.10

Addenda I - Vehicles

Item#	Description	Quantity Possessed in 2022	Quantity Requested	Source of Funding for Quantity Requested	Capabilities/Item Details	Estimated Lifespan	Actual 2022 Yearly Costs (including acquisition, personnel, training, transportation, maintenance, storage, and upgrade)
33	2009 GMC Mattman, Shop No. 80193	1	0	Municipal Improvement Corporation of Los Angeles	The Command Post Vehicle facilitates the operational control during active field incidents and community events.	20 years	\$1,821.30
34	2004 GMC Mattman, Shop No. 20008	1	0	Municipal Improvement Corporation of Los Angeles	The Command Post Vehicle facilitates the operational control during active field incidents and community events.	20 years	\$638.31
35	1997 GMC Mattman, Shop No. 02061	1	0	Grant	The Command Post Vehicle facilitates the operational control during active field incidents and community events.	20 years	\$552.69
36	2000 GMC Mattman, Shop No. 20001	1	0	Grant	The Command Post Vehicle facilitates the operational control during active field incidents and community events.	20 years	\$961.36
37	Parrot, Anafi, Small Unmanned Aerial System, Anafi UAS Model	1	0	No Anticipated Cost	Aerial system with maximum transmission range of 4 kilometers.	5 years for sUAS 1 year for battery	\$0.00
38	Parrot, Anafi, Small Unmanned Aerial System, Anafi Extended Model	1	0	No Anticipated Cost	Aerial system with maximum transmission range of 4 kilometers.	5 years for sUAS 1 year for battery	\$0.00
39	2003 Lenco Rescue 1 B.E.A.R. (Ballistically Engineered Armored Rescue Vehicle) Shop No. 39648	1	0	City of Los Angeles General Fund	NIJ Type IV + Ballistic Armor, 0.5 - 1.5 inch steel plate, Ballistic Glass, and detachable gas boom.	20 years	\$258,373.45
40	2005 Lenco Rescue 2 B.E.A.R. (Ballistically Engineered Armored Rescue Vehicle) Shop No. 39739	1	0	City of Los Angeles General Fund	NIJ Type IV + Ballistic Armor, 0.5 - 1.5 inch steel plate, Ballistic Glass, and Manual operation 2nd Story Ramp/Platform System.	20 years	\$207,000.00
41	2017 Lenco Rescue 3 B.E.A.R. (Ballistically Engineered Armored Rescue Vehicle) Shop No. 80988	1	0	City of Los Angeles General Fund	NIJ Type IV + Ballistic Armor, 0.5 - 1.5 inch steel plate, Ballistic Glass.	20 years	\$311,668.00
42	2008 Lenco Rescue 4 B.E.A.R. (Ballistically Engineered Armored Rescue Vehicle) Shop No. 80115	1	0	City of Los Angeles General Fund	NIJ Type IV + Ballistic Armor, 0.5 - 1.5 inch steel plate, Ballistic Glass, and equipped with Emergency Medical Equipment.	20 years	\$252,767.00
43	2006 Pierce HDR Walkin Shop No. 21474	1	0	City of Los Angeles General Fund	Transports specialized equipment, tools, and communications equipment. 38 foot length SWAT truck.	20 years	\$7,421.71

Addenda I - Vehicles

Item#	Description	Quantity Possessed in 2022	Quantity Requested	Source of Funding for Quantity Requested	Capabilities/Item Details	Estimated Lifespan	Actual 2022 Yearly Costs (including acquisition, personnel, training, transportation, maintenance, storage, and upgrade)
44	2002 Ford Excursion (Armored) Shop No. 04045	1	0	City of Los Angeles General Fund	Metro armored rescue vehicle with ballistic armor and glass.	20 years	\$3,357.56
45	2003 Ford Excursion (Armored) Shop No. 04208	1	0	City of Los Angeles General Fund	Metro armored rescue vehicle with ballistic armor and glass.	20 years	\$2,489.52
46	Robotics Throwbot XT Recon Robotics	11	0	Los Angeles Police Foundation	A personal sensor system that can be thrown up to 120 feet, is equipped with an infrared optical system that activates automatically enabling the operator to see in complete darkness.	Approx. 10 years	\$259,700.00
47	Robotics Pointman Applied Research Associates	1	0	Los Angeles Police Foundation	Unmanned ground vehicle that allows operator to hear what is occurring using radio communications with a range of up to 600 feet. Can move over level terrain, right itself, or climb obstacles.	Approx. 10 years	\$248,700.00
48	Robotics Caliber T5 ICOR Technology	1	0	Urban Area Security Initiative (UASI) Federal Grant	Unmanned ground vehicle with ground clearance of 2.75 inches, drag capacity of 250 lbs., and stair-climbing abilities.	Approx. 10 years	\$265,700.00
49	Robotics Irobot / FirstLook Endeavor Robotics	2	0	Los Angeles Police Foundation	Four day and night camera with zoom and illumination. Two-way audio and can reach speed of 3.4 MPH. Can climb obstacles and self-right.	Approx. 10 years	\$270,700.00
50	2019 Lenco Rescue 3 B.E.A.R. (Ballistically Engineered Armored Rescue Vehicle), Shop No. 80941	1	0	Urban Area Security Initiative (UASI) Federal Grant	Ballistic Armor, Ballistic Glass.	20 years	\$365,144.00
51	2008 Pierce HDR Walkin, Dive Truck, Shop No. 80076	1	0	City of Los Angeles General Fund	Specialized equipment and tools for Maritime Operations Team members. Specialized communications equipment.	20 years	\$249,951.00
52	ICOR Technology Robotics Mini Caliber	4	0	Urban Area Security Initiative (UASI) Federal Grant	Mission time: 2-4+ hours, Ground clearance: 1.5 inches, Drag capacity: 15 lbs., Climbs 8 inch stairs at 45° with suitable traction, Environmentally sealed, Chem-Bio washdown capability.	Approx. 10 years	\$305,700.00

Addenda I - Vehicles

Item#	Description	Quantity Possessed in 2022	Quantity Requested	Source of Funding for Quantity Requested	Capabilities/Item Details	Estimated Lifespan	Actual 2022 Yearly Costs (including acquisition, personnel, training, transportation, maintenance, storage, and upgrade)
53	DJI Matrice 210, Unmanned Aerial System	1	1	Los Angeles Police Foundation	Aircraft Model M200 with video capabilities.	Approx. 10 years	\$263,700.00
54	DJI Mavric 2, Unmanned Aerial System	1	1	Los Angeles Police Foundation	Aircraft with video capabilities.	Approx. 10 years	\$252,200.00
55	DJI Mavric Air 2, Unmanned Aerial System	2	1	Los Angeles Police Foundation	Aircraft with video capabilities.	Approx. 10 years	\$248,700.00
56	Boston Dynamics SPOT Robot	0*	1	Los Angeles Police Foundation	Maintains set distance from stationary obstacles, average runtime 90 minutes, 360 degree field of view.	Approx. 10 years	\$0.00
57	Tactical Fabrication TacCat 259D Compact Track Loader	1	0	Urban Area Security Initiative (UASI) Federal Grant	Delivers extended reach and lift height for quick and easy truck loading, provides superior traction, flotation, stability and speed, and "Intelligent Leveling" system.	Approx. 20 years	\$200,000.00
58	Lenco BearCat Tactical SUV	0*	2	Urban Area Security Initiative (UASI) Federal Grant	NIJ Type IV + Armor, .5 - 1.5 inch steel plate, designed for low profile tactical missions, seats 8 fully equipped operators with an open floor plan, tactical features such as gun ports, police LED lighting and siren.	Approx. 20 years	\$0.00
59*	Lemur II, Unmanned Aerial System, Brink	1	1	Los Angeles Police Foundation	Aerial system used to support SWAT at calls for service.	10 years	\$18,000.00
60*	DJI M30T, Small Unmanned Aerial System	0**	1	Los Angeles Police Foundation	Aerial system used to support SWAT at calls for service.	10 years	\$0.00
61*	DJI Mavic Enterprise 3T	0**	1	Los Angeles Police Foundation	Aerial system used to support SWAT at calls for service.	10 years	\$0.00
62*	DJI Avata	0**	1	Los Angeles Police Foundation	Aerial system used to support SWAT at calls for service.	10 years	\$0.00
63*	DJI Mini 2	0**	1	Los Angeles Police Foundation	Aerial system used to support SWAT at calls for service.	10 years	\$0.00
64*	MTRG 1 Robot	0**	1	Metropolitan Transit Authority	Tracked robot to search for hidden suspects.	5 years	\$0.00

* Items Nos. 59 through 64 are new items which were not contained in the 2021 report.

** The Department did not possess these items in 2022 and is seeking to acquire the items. No costs were incurred in 2022.

Addenda II - Firearms and Ammunition

Item#	Description	Quantity Possessed in 2022	Quantity Requested	Source of Funding for Quantity Requested	Capabilities/Item Details	Estimated Lifespan	Actual 2022 Yearly Costs (including acquisition, personnel, training, transportation, maintenance, storage, and upgrade costs)
1	Bolt Action Rifle/22 IR	2	0	No Anticipated Cost	Low Velocity Extended Distance Disruption (LVEDD) system	20+ years	\$0.00
2	Bolt Action Rifle/.308	4	0	No Anticipated Cost	Frangible Round Extended Distance Disruption (FREDD) system	20+ years	\$0.00
3	.22 Caliber Ammunition	300	0	No Anticipated Cost	Short LVEDD system remote capabilities for explosive device: (chemical or "dry ice")	10+ years	\$0.00
4	.308 Frangible Ammunition	600	0	No Anticipated Cost	FREDD system: remote capabilities for explosive devices	10+ years	\$0.00
5	Royal Arms Flash Bang, Model FB82-S	76	20	City of Los Angeles General Fund	Soft 12 gauge shotgun diversionary and breaching ammunition	5 years	\$0.00
6	Remington 870 With Mossberg Barrel and Royal Arms Stand Off device	5	0	City of Los Angeles General Fund	Close range tire deflation shotgun	Indefinite	\$0.00
7	Colt M16, M16 A1 5.56mm Magazine Fed Rifle	886	0	No Anticipated Cost	5.56mm magazine fed rifle with 100 yards accuracy	30 years	\$0.00
8	Black Hills 50 grain TSX 5.56x45mm	665,880	100,880	City of Los Angeles General Fund	Velocity: 3275 FPS, Energy: 1191 Ft. Lbs.	Indefinite	\$138,055
9	Winchester 5.56x45mm 55gr FMJ Q3131	1,946,820	0	No Anticipated Cost	Velocity: 3270 FPS, Energy: 1306 Ft. Lbs.	Indefinite	\$274,292
10	Remington 870 Pump Action Shotguns Equipped 14" Barrel	89	0	Supplemental Police Account	Delivers multiple projectiles disbursement	Varies based on usage	\$0.00
11	Benelli Super 90 Semi-automatic Shotguns	53	0	Supplemental Police Account	Delivers multiple projectiles disbursement	Varies based on usage	\$0.00
12	Benelli M4 Semi-automatic Shotguns	50	0	Supplemental Police Account	Delivers multiple projectiles disbursement	Varies based on usage	\$0.00
13	Colt AR-15A3 Semi-automatic Rifle	10	0	Supplemental Police Account	Delivers a single projectile	Varies based on usage	\$0.00
14	Federal 12 Pellet "00" buckshot	1,000	8,750	Supplemental Police Account	Maximum effective range is 17-25 yards	5 years	\$6,357
15	Armalite AR-10 Semi-automatic Rifle	1	0	No Anticipated Cost	Distance and/or barrier penetration, Caliber: .308 (7.62 x 51 mm), Magazine Capacity: 10 or 20 rounds	Approx. 10 years or 20,000 rounds	\$0.00

Addenda II - Firearms and Ammunition

Item#	Description	Quantity Possessed in 2022	Quantity Requested	Source of Funding for Quantity Requested	Capabilities/Item Details	Estimated Lifespan	Actual 2022 Yearly Costs (including acquisition, personnel, training, transportation, maintenance, storage, and upgrade costs)
16	Colt M16A1 Magazine Fed Rifle	1	0	No Anticipated Cost	Caliber: 5.56 mm, Magazine Capacity: 20 or 30 rounds	Approx. 10 years or 20,000 rounds	\$50.00
17	Colt M4 Magazine Fed Rifle	112	100	City of Los Angeles General Fund	Caliber: 5.56 mm, Magazine Capacity: 20 or 30 rounds	Approx. 10 years or 20,000 rounds	\$12,500.00
18	Heckler & Koch 416D Magazine Fed Rifle	458	0	No Anticipated Cost	Caliber: 5.56 mm, Magazine Capacity: 20 or 30 rounds	Approx. 10 years or 25,000 rounds	\$35,000.00
19	CAR 9mm Rifle	2	0	No Anticipated Cost	Caliber: 9 mm, Magazine Capacity: 30 rounds	Approx. 10 years or 25,000 rounds	\$50.00
20	M700 Remington Rifle	30	0	No Anticipated Cost	Caliber: .308 (7.62 x 51 mm), Magazine Capacity: 4 rounds	Approx. 10 years or 20,000 rounds	\$250.00
21	Heckler & Koch MP5 Submachine Gun	102	0	No Anticipated Cost	Caliber: 9 mm, Magazine Capacity: 30 rounds	Approx. 10 years or 25,000 rounds	\$25,000.00
22	Benelli M1/S90 Shotgun	22	0	No Anticipated Cost	Semi-Automatic, Caliber: 12 gauge, Magazine Capacity: 5 rounds	Approx. 10 years or 5,000 rounds	\$50.00
23	Benelli M4 Shotgun	434	0	No Anticipated Cost	Semi-Automatic, Caliber: 12 gauge, Magazine Capacity: 5 rounds	Approx. 10 years or 5,000 rounds	\$15,000.00
24	Heckler & Koch G3 Rifle	3	0	No Anticipated Cost	Caliber: 7.62 x 51 mm, Magazine Capacity: 20 rounds	Approx. 10 years or 20,000 rounds	\$50.00
25	Barrett M82 Rifle	2	0	No Anticipated Cost	Semi-automatic, Caliber: .50 BMG, Magazine Capacity: 10 rounds	Approx. 10 years or 20,000 rounds	\$50.00
26	US Ordinance M60 Machine Gun	2	0	No Anticipated Cost	Light machine-gun that requires more than one operator, Caliber: 7.62 x 51 mm, Magazine Capacity: Link-fed	50 years	\$50.00
27	Fabrique Nationale d'Herstal SCAR17 Rifle	17	0	No Anticipated Cost	Semi or sustained modes of fire, Caliber: 7.62 x 51 mm, Magazine Capacity: 20 rounds	Approx. 10 years or 20,000 rounds	\$50.00
28	Springfield Armory M1A Rifle	15	0	No Anticipated Cost	Caliber: 7.62 x 51 mm, Magazine Capacity: 10 or 20 rounds	Approx. 10 years or 20,000 rounds	\$250.00
29	Heckler & Koch G33 Rifle	2	0	No Anticipated Cost	Caliber: 5.56 mm, Magazine Capacity: 20 or 30 rounds	Approx. 10 years or 20,000 rounds	\$50.00

Addenda II - Firearms and Ammunition

Item#	Description	Quantity Possessed in 2022	Quantity Requested	Source of Funding for Quantity Requested	Capabilities/Item Details	Estimated Lifespan	Actual 2022 Yearly Costs (including acquisition, personnel, training, transportation, maintenance, storage, and upgrade costs)
30	5.56 Black Hills Rifle Ammunition	33,000	25,000	City of LA General Fund	Caliber: 5.56mm, 70-Grain	Approx. 5 years when stored properly	\$35,000.00
31	5.56 Winchester Rifle Ammunition	272,000	250,000	City of Los Angeles General Fund	Full metal jacket and 55 grains, 3,270 fps muzzle velocity, 1,305 ft.-lb. muzzle energy	Approx. 5 years when stored properly	\$93,000.00
32	Federal Premium 308 Winchester Gold Medal Match Rifle Ammunition	16,000	9,000	City of Los Angeles General Fund	Caliber: 7.62 X 51 mm NATO, 68 grain, Velocity: 2,650 fps	Approx. 5 years when stored properly	\$8,300.00
33	308 Winchester Rifle Ammunition	5,000	0	No Anticipated Cost	Caliber: 308	Approx. 5 years when stored properly	\$0.00
34	Federal Premium 45 Caliber Pistol Ammunition	7,000	0	No Anticipated Cost	Caliber: .45, 230-grain tactical bonded (+P) hollow point	Approx. 5 years when stored properly	\$0.00
35	Submachine Gun Ammunition 9mm Speer	18,000	0	No Anticipated Cost	Caliber: 9mm. 124-grain (+P) hollow-point	Approx. 5 years when stored properly	\$0.00
36	UTM Rifle (Training) Ammunition	2,000	3,000	City of Los Angeles General Fund	5.56mm marking rounds, non-lethal, to be used in conjunction with UTM 5.56 rifle bolt	Approx. 5 years when stored properly	\$2,000.00
37	Heckler & Koch MP-7 Submachine Gun	37	0	No Anticipated Cost	Caliber: 4.6mm X 30, Gas-operated, Semi-automatic and full-automatic modes of fire	Approx. 10 years or 20,000 rounds	\$50.00
38	Submachine Gun Ammunition	8,000	2,000	City of Los Angeles General Fund	MP-7 Submachine gun ammunition, Caliber: 4.6mm X 30	Approx. 5 years when stored properly	\$2,000.00
39	Federal Premium Rifle Ammunition 308 Winchester	1,000	0	No Anticipated Cost	165-grain Tactical Bonded soft point Caliber: 7.62 X 51 mm NATO, Velocity: 2600 fps	Approx. 5 years when stored properly	\$0.00
40	50 caliber ROBAR Rifle	1	0	No Anticipated Cost	Caliber: .50 BMG	Approx. 10 years or 20,000 rounds	\$50.00
41	McMillian CSS Rifle	19	0	No Anticipated Cost	Caliber: .308 Winchester, Threaded with Muzzle Brake System Magazine Detachable Box, 10 Round	Approx. 10 years or 8,000 rounds	\$2,470.00
42	Rifle Training Ammunition Gen 2 FX Stimunition	3,000	2000	City of Los Angeles General Fund	5.56 marking rounds. Non-Lethal.	Approx. 5 years when stored properly	\$1,000.00
43	Royal Arms H.P. CUTTER shotgun Ammunition	100	0	No Anticipated Cost	Caliber 12 Gauge, Grain 450, Velocity 1400 fps	Approx. 5 years when stored properly	\$0.00

Addenda II - Firearms and Ammunition

Item#	Description	Quantity Possessed in 2022	Quantity Requested	Source of Funding for Quantity Requested	Capabilities/Item Details	Estimated Lifespan	Actual 2022 Yearly Costs (including acquisition, personnel, training, transportation, maintenance, storage, and upgrade costs)
44	Hornady .50 BMG Caliber A-MAX Match Ammunition	150	500	City of Los Angeles General Fund	Grain 750, Velocity 2820 fps	Approx. 5 years when stored properly	\$4,000.00
45	LaRue Tactical OBR (Optimized Battle Rifle)	2	0	No Anticipated Cost	Caliber 308, Action Semi-Auto, Magazine Capacity 10 or 20 Rounds	Approx. 10 years or 10,000 rounds	\$300.00
46	McMillian G30 Rifle	3	0	No Anticipated Cost	Caliber .308 Winchester, Magazine 5 Round Detachable Box	Approx. 10 years or 8,000 rounds	\$300.00
47	Barrett M107A1 Rifle	3	0	No Anticipated Cost	.50 Caliber semi-automatic rifle, Magazine capacity 10, Magnified optical sight	Approx. 10 years or 20,000 rounds	\$300.00
48*	Geissele Carbine 5.56mm	0**	123	City of Los Angeles General Fund	Caliber 5.56mm semi-automatic rifle, magazine capacity is 20 or 30 rounds, 16" barrel	50+ years	\$0.00
49*	Speer G2 9mm Ammunition	0**	50,000	City of Los Angeles General Fund	147 grain 9mm Luger ammunition, Shallow dish nose cavity filled with elastomer	20 years	\$0.00
50*	Geissele Rifle 7.62mm	0**	20	City of Los Angeles General Fund	Caliber 7.62mm semi-automatic rifle, magazine capacity is 20 or 30 rounds, 16" barrel	50+ years	\$0.00
51*	Colt M5 Magazine Fed Rifle	3	0	No Anticipated Cost	Metropolitan/SWAT testing and evaluation for rifle replacement	Approx. 10 years or 10,000 rounds	\$0.00
52	Bushmaster Firearms XM15-E2S Rifle	24	0	Personal Purchase	Caliber: 5.56 x 45 mm, Upper Receiver: Flattop (A3 style), Color: Black, Minimum Trigger pull weight, at break – 5.5 pounds	30 years	\$0.00***
53	Bushmaster Firearms XM15-E2S Rifle	18	0	Personal Purchase	Caliber: 5.56 x 45 mm, Upper Receiver: Flattop (A3 style), Color: Black, Minimum Trigger pull weight, at break – 5.5 pounds	30 years	\$0.00***
54	Bushmaster Firearms BCWA3F-16 Rifle	1	0	Personal Purchase	Caliber: 5.56 x 45 mm, Upper Receiver: Flattop (A3 style), Color: Black, Minimum Trigger pull weight, at break – 5.5 pounds	30 years	\$0.00***
55	Bushmaster Firearms BCWA3F-16D Rifle	1	0	Personal Purchase	Caliber: 5.56 x 45 mm, Upper Receiver: Flattop (A3 style), Color: Black, Minimum Trigger pull weight, at break – 5.5 pounds	30 years	\$0.00***

* Items Nos. 48 through 51 are new items which were not contained in the 2021 report.

** The Department did not possess these items in 2022 and is seeking to acquire the items. No costs were incurred in 2022.

Addenda II - Firearms and Ammunition

Item#	Description	Quantity Possessed in 2022	Quantity Requested	Source of Funding for Quantity Requested	Capabilities/Item Details	Estimated Lifespan	Actual 2022 Yearly Costs (including acquisition, personnel, training, transportation, maintenance, storage, and upgrade costs)
56	Bushmaster Firearms BCWA3F-16M4 Rifle	7	0	Personal Purchase	Caliber: 5.56 x 45 mm, Upper Receiver: Flattop (A3 style), Color: Black, Minimum Trigger pull weight, at break – 5.5 pounds	30 years	\$0.00***
57	Bushmaster Firearms BCWA3F-16DM4 Rifle	2	0	Personal Purchase	Caliber: 5.56 x 45 mm, Upper Receiver: Flattop (A3 style), Color: Black, Minimum Trigger pull weight, at break – 5.5 pounds	30 years	\$0.00***
58	Heckler and Koch MR556 Rifle	28	0	Personal Purchase	Caliber: 5.56 x 45 mm, Upper Receiver: Flattop (A3 style), Color: Black, Minimum Trigger pull weight, at break – 5.5 pounds	30 years	\$0.00***
59	Colt Manufacturing LE6920 Rifle	412	0	Personal Purchase	Caliber: 5.56 x 45 mm, Upper Receiver: Flattop (A3 style), Color: Black, Minimum Trigger pull weight, at break – 5.5 pounds	30 years	\$0.00***
60	Colt Manufacturing LE6940 Rifle	426	0	Personal Purchase	Caliber: 5.56 x 45 mm, Upper Receiver: Flattop (A3 style), Color: Black, Minimum Trigger pull weight, at break – 5.5 pounds	30 years	\$0.00***
61	Colt Manufacturing LE6920 SOCOM Rifle	17	0	Personal Purchase	Caliber: 5.56 x 45 mm, Upper Receiver: Flattop (A3 style), Color: Black, Minimum Trigger pull weight, at break – 5.5 pounds	30 years	\$0.00***
62	Colt Manufacturing LE6721 Rifle	27	0	Personal Purchase	Caliber: 5.56 x 45 mm, Upper Receiver: Flattop (A3 style), Color: Black, Minimum Trigger pull weight, at break – 5.5 pounds	30 years	\$0.00***
63	Colt Manufacturing AR15A3 Rifle	2	0	Personal Purchase	Caliber: 5.56 x 45 mm, Upper Receiver: Flattop (A3 style), Color: Black, Minimum Trigger pull weight, at break – 5.5 pounds	30 years	\$0.00***
64	Colt Manufacturing LT6720 Rifle	11	0	Personal Purchase	Caliber: 5.56 x 45 mm, Upper Receiver: Flattop (A3 style), Color: Black, Minimum Trigger pull weight, at break – 5.5 pounds	30 years	\$0.00***
65	Colt Manufacturing LT6920R Rifle	5	0	Personal Purchase	Caliber: 5.56 x 45 mm, Upper Receiver: Flattop (A3 style), Color: Black, Minimum Trigger pull weight, at break – 5.5 pounds	30 years	\$0.00***

Addenda II - Firearms and Ammunition

Item#	Description	Quantity Possessed in 2022	Quantity Requested	Source of Funding for Quantity Requested	Capabilities/Item Details	Estimated Lifespan	Actual 2022 Yearly Costs (including acquisition, personnel, training, transportation, maintenance, storage, and upgrade costs)
66	Colt Manufacturing SP6920 Rifle	9	0	Personal Purchase	Caliber: 5.56 x 45 mm, Upper Receiver: Flattop (A3 style), Color: Black, Minimum Trigger pull weight, at break – 5.5 pounds	30 years	\$0.00***
67	Colt Manufacturing SP6940 Rifle	53	0	Personal Purchase	Caliber: 5.56 x 45 mm, Upper Receiver: Flattop (A3 style), Color: Black, Minimum Trigger pull weight, at break – 5.5 pounds	30 years	\$0.00***
68	Colt Manufacturing SPORTER Rifle	4	0	Personal Purchase	Caliber: 5.56 x 45 mm, Upper Receiver: Flattop (A3 style), Color: Black, Minimum Trigger pull weight, at break – 5.5 pounds	30 years	\$0.00***
69	Colt Manufacturing LE6920 EPR Rifle	30	0	Personal Purchase	Caliber: 5.56 x 45 mm, Upper Receiver: Flattop (A3 style), Color: Black, Minimum Trigger pull weight, at break – 5.5 pounds	30 years	\$0.00***
70	Smith and Wesson M&P 15 Rifle	25	0	Personal Purchase	Caliber: 5.56 x 45 mm, Upper Receiver: Flattop (A3 style), Color: Black, Minimum Trigger pull weight, at break – 5.5 pounds	30 years	\$0.00***
71	Smith and Wesson M&P 15T Rifle	272	0	Personal Purchase	Caliber: 5.56 x 45 mm, Upper Receiver: Flattop (A3 style), Color: Black, Minimum Trigger pull weight, at break – 5.5 pounds	30 years	\$0.00***
72	Smith and Wesson M&P 15TS Rifle	116	0	Personal Purchase	Caliber: 5.56 x 45 mm, Upper Receiver: Flattop (A3 style), Color: Black, Minimum Trigger pull weight, at break – 5.5 pounds	30 years	\$0.00***
73	Smith and Wesson M&P 15X Rifle	40	0	Personal Purchase	Caliber: 5.56 x 45 mm, Upper Receiver: Flattop (A3 style), Color: Black, Minimum Trigger pull weight, at break – 5.5 pounds	30 years	\$0.00***
74	Smith and Wesson M&P 15A Rifle	18	0	Personal Purchase	Caliber: 5.56 x 45 mm, Upper Receiver: Flattop (A3 style), Color: Black, Minimum Trigger pull weight, at break – 5.5 pounds	30 years	\$0.00***
75	Benelli M4 Semi-Automatic Shotgun	451	0	Personal Purchase	Black oxide finish, 18.5-inch barrel with ghost ring sights, Modified choke, screw-in choke system, Stock constructed of synthetic material, black in color	30 years	\$0.00***

Addenda II - Firearms and Ammunition

Item#	Description	Quantity Possessed in 2022	Quantity Requested	Source of Funding for Quantity Requested	Capabilities/Item Details	Estimated Lifespan	Actual 2022 Yearly Costs (including acquisition, personnel, training, transportation, maintenance, storage, and upgrade costs)
76	50-Caliber Rifle Ammunition	0	0	No Anticipated Cost	Caliber: .50	Approx. 5 years when stored properly	\$0.00
77	.50 BMG-Caliber Browning Ball Ammunition	0	0	No Anticipated Cost	Caliber 12.7 X 99 mm NATO, Grain 707, Velocity 2810 fps	Approx. 5 years when stored properly	\$0.00
78	.50 BMG-Caliber Browning Armor-Piercing Ammunition	0	0	No Anticipated Cost	Caliber 12.7 X 99 mm NATO, Grain 706, Velocity 2810 fps	Approx. 5 years when stored properly	\$0.00
79	.50 BMG-Caliber Nordic Ammunition- Group Mik 211 Raufoss Ammunition	0	0	No Anticipated Cost	Multipurpose anti-material high-explosive incendiary/armor-piercing ammunition, Grain 671, Velocity 2650 fps, Caliber 12.7 X 99 mm NATO	Approx. 5 years when stored properly	\$0.00
80	Rifle Ammunition 223 Remington-Federal Premium	0	0	No Anticipated Cost	223 Remington, 55-grain Tactical Bonded SP	Approx. 5 years when stored properly	\$0.00

Note: Item Nos. 76 through 80 are items the Department did not possess in 2021 and 2022 and do not plan to acquire in 2023.

Addenda III - Less-Lethal and Ammunition

Item#	Description	Quantity Possessed in 2022	Quantity Requested	Source of Funding for Quantity Requested	Capabilities/Item Details	Estimated Lifespan	Actual 2022 Yearly Costs (including acquisition, personnel, training, transportation, maintenance, storage, and upgrade costs)
1	Remington 870 Bean Bag Shotgun	645	0	No Anticipated Cost	Direct impact/target specific, Caliber: 12 Gauge, Five to 30 foot deployment range	30 years	\$0.00
2	12-gauge Super Sock Bean Bag Round CTS2581	13,568	30,000	City of Los Angeles General Fund	Non-penetrating and upon striking the target distributes energy over a broad surface	5 years	\$208,882.50
3	LMT 40mm Single Launcher 1425 Lewis Machine & Tool	893	100	City of Los Angeles General Fund	40mm, single projectile launcher, expandable stock, 5' to 110' deployment range	30 years	\$103,469.00
4	Defense Technology 40mm Sponge Baton eXact iMPact Round XM1006	11,303	30,000	City of Los Angeles General Fund	Point of aim, point of impact, direct fired round with velocity of 325 fps	5 years	\$599,512.50
5	Defense Technology 37mm Single Launcher	116	0	No Anticipated Cost	5' or greater skip round deployment	30 years	\$0.00
6	37mm Multi-5 Foam Baton Round 3555 CTS	19,587	0	No Anticipated Cost	Fired at the ground (skip fired), Effective Range 40 feet, Velocity 300-350 fps	5 years	\$0.00
7	Federal Laboratories Federal Har-ball Grenade Model 519	955	0	No Anticipated Cost	Outdoor use grenade that holds approximately 1.6 oz. of active agent	5 years	\$0.00
8	Defense Technology Flameless Tri-Chamber CS Canister Model F517CS	488	0	No Anticipated Cost	Delivers approximately .70 ounce of agent during its 20-25 seconds burn time	5 years	\$0.00
9	Remington 870 Less-Lethal Shotgun	9	0	No Anticipated Cost	Used to deploy the 12 gauge-Starburst aerial NFD round, Magazine Capacity: 4 to 6 rounds	Approx. 20 years	\$0.00
10	ALS Technologies Sting Grenade ALSG101	12	20	City of Los Angeles General Fund	Non-reusable rubber filled grenade filled with approx. eighty .45 caliber rubber balls. Expulsion of the rubber projectiles in a 360 degree radius	Approx. 5 years when stored properly	\$2,000.00
11	TASER Shockwave	3	0	SWAT Foundation	Electronic control device that uses neuromuscular incapacitation technology. Fires numerous XP Taser cartridges from a safe distance. 100 Meter standoff and 25 foot reach	Approx. 8-10 years	\$10,000.00
12	ALS Technologies Sting Grenade (CS) ALSG101CS	1	20	City of Los Angeles General Fund	Non-reusable rubber filled grenade filled with approx. eighty .45 caliber rubber balls, surrounding an explosive charge, rubber projectiles dispersed 360 degrees	Approx. 5 years when stored properly	\$2,000.00

Addenda III - Less-Lethal and Ammunition

Item#	Description	Quantity Possessed in 2022	Quantity Requested	Source of Funding for Quantity Requested	Capabilities/Item Details	Estimated Lifespan	Actual 2022 Yearly Costs (including acquisition, personnel, training, transportation, maintenance, storage, and upgrade costs)
13	ALS Technologies Sting Grenade (OC)ALSG101OC	7	20	City of Los Angeles General Fund	Non-reusable rubber filled grenade filled with approx. eighty .45 caliber rubber balls, surrounding an explosive charge, rubber projectiles dispersed 360 degrees	Approx. 5 years when stored properly	\$2,000.00
14	ALS Technologies Magnum Flash ALST470	32	20	City of Los Angeles General Fund	Noise-flash diversion device, 185 DB and 10 Psi at 5 feet	Approx. 5 years when stored properly	\$2,000.00
15	Defense Technology 40mm Sponge Baton eXact iMPact Round XM1006	600	1,000	City of Los Angeles General Fund	Point of aim, point of impact, direct fired round with velocity of 325 fps	5 years	\$25,000.00
16	Penn Arms 40mm Multi-Launcher PGL65-40	8	0	No Anticipated Cost	Delivery system for 40mm direct impact less-lethal projectiles. Pump action 6 projectile launcher	15 years	\$0.00
17	Defense Technology SpedeHeat Continuous Discharge (F555CS)	28	0	No Anticipated Cost	Less-lethal irritant, Active Agent: CN / CS 2.9 ounce Discharge Time: 30 - 40 seconds	Approx. 5 years when stored properly	\$0.00
18	Defense Technology Flameless Tri-Chamber C/S (517CS)	40	100	City of Los Angeles General Fund	Less-Lethal irritant, Active Agent: CN / CS 0.70 ounce Discharge Time: 30 - 40 seconds	Approx. 5 years when stored properly	\$5,000.00
19	Defense Technology Flameless Expulsion O/C (T-160C)	25	0	No Anticipated Cost	Less-lethal irritant in handheld canister, Active Agent: CN/CS 0.16 ounce and OC 0.02 ounce Discharge Time: 3 seconds	Approx. 5 years when stored properly	\$0.00
20	Defense Technology Less-lethal gas Tactical Pocket Grenade (T509CS)	96	100	City of Los Angeles General Fund	Less-lethal irritant, Active Agent: CN / CS 3.2 ounce, Discharge Time: CS/Smoke 20 - 30 seconds	Approx. 5 years when stored properly	\$3,000.00
21	Penn Arms 37mm Sage Multi-launcher	8	0	No Anticipated Cost	Delivery system for 37mm direct impact plastic baton rounds, Cylinder Capacity: 6 rounds	15 years	\$0.00
22	Remington 870 Bean Bag Shotgun	103	0	City of Los Angeles General Fund	Direct impact/target specific, Caliber: 12 Gauge, Five to 30 foot deployment range	30 years	\$2,000.00
23	12-gauge Super Sock Bean Bag Round CTS2581	750	0	No Anticipated Cost	Non-penetrating and upon striking the target distributes energy over a broad surface	5 years	\$0.00
24	LAPD-Metro Armory Gas Spike (reloadable canisters)	2	0	City of Los Angeles General Fund	Delivery system for Tactical Pocket Grenade. Driven through a barrier and the gas is expelled through openings in the pointed end	Approx. 20 years	\$50.00
25	Thomas-Covina Gas Tomahawk (reloadable canisters)	8	0	City of Los Angeles General Fund	Delivery system for Tactical Pocket Grenade. Dropped or thrown into a structure and the gas is expelled through openings in the side	Approx. 20 years	\$50.00

Addenda III - Less-Lethal and Ammunition

Item#	Description	Quantity Possessed in 2022	Quantity Requested	Source of Funding for Quantity Requested	Capabilities/Item Details	Estimated Lifespan	Actual 2022 Yearly Costs (including acquisition, personnel, training, transportation, maintenance, storage, and upgrade costs)
26	Penn Arms 37 mm Gas Multi-Launcher	4	0	No Anticipated Cost	Delivery system for the Ferret 37mm Barricade penetrators (OC & CS). Cylinder Capacity: 6 Rounds	15 years	\$0.00
27	Starburst 2596 Area Denial Device Combined-Tactical Systems, Inc.	100	0	No Anticipated Cost	A metallic-based area denial device. The cartridge is fired from a 12-gauge Remington shotgun and produces incendiary flash with low flammability	Approx. 5 years when stored properly	\$0.00
28	Sage Control Ordnance, Inc. Sage KO1 Impact Baton	80	0	No Anticipated Cost	37mm plastic baton round, Velocity: 240 fps, Maximum Effective Range: 108.9 yards	Approx. 5 years when stored properly	\$0.00
29	Defense Technology Liquid Ferret Gas 40mm Barricade Penetrator C/S	550	0	No Anticipated Cost	Effective Range: 50 – 200 yards Velocity: 450 fps, Active Agent: CS 0.28 ounce, Instantaneous discharge	Approx. 5 years when stored properly	\$0.00
30	Defense Technology Liquid Ferret Gas 40mm Barricade Penetrator O/C	600	0	No Anticipated Cost	Effective Range: 50-200 yards, Velocity: 450 fps , Active Agent: OC 0.16 ounce, Instantaneous discharge	Approx. 5 years when stored properly	\$0.00
31	37mm Multi-5 Foam Baton Round 3555 CTS	600	0	No Anticipated Cost	Fired at the ground (skip fired), Effective Range 40 feet, Velocity 300-350 fps	5 years	\$0.00
32	Defense Technology 37mm Single Launcher	32	0	No Anticipated Cost	5' or greater skip round deployment	30 years	\$0.00
33	Defense Technology 40mm Single Launcher Single-Launcher	112	0	City of Los Angeles General Fund	Launcher for 40mm exact impact sponge baton round ammunition	30 years	\$10,000.00
34	ALS Technologies Multi-Blast Diversion Munition ALDS450	22	20	City of Los Angeles General Fund	Single use multi-blast stun munition that produces approx. 170 dB at 5 feet, and emits 2-4 million candlea. Each of the seven submunitions has altered delay times	Approx. 5 years when stored properly	\$2,000.00
35	Defense Technology Noise Flash Distraction Device 12-gram Reload With Low Roll Body	648	1,800	City of Los Angeles General Fund	Produces 175 dB of sound output at 5 feet and 6-8 million candleas for 10 milliseconds. Reloadable with hex design that limits movement	Approx. 5 years when stored properly	\$64,000.00
36	Defense Technology Training Noise Flash Distraction Device With Low Roll Body	140	250	City of Los Angeles General Fund	A replica used for training. The body is powder coated military training blue to be distinguished from operational devices	Approx. 5 years when stored properly	\$12,500.00
37	Defense Technology SpedeHeat Continuous Discharge Gas (F555CS)	18	0	No Anticipated Cost	Less Lethal irritant, Active Agent: CS 2.9 ounce, Discharge Time: 30 - 40 seconds	Approx. 5 years when stored properly	\$0.00

Addenda III - Less-Lethal and Ammunition

Item#	Description	Quantity Possessed in 2022	Quantity Requested	Source of Funding for Quantity Requested	Capabilities/Item Details	Estimated Lifespan	Actual 2022 Yearly Costs (including acquisition, personnel, training, transportation, maintenance, storage, and upgrade costs)
38	Lantern Thomas-Covina Gas Burnsafes	2	0	City of Los Angeles General Fund	Steel Delivery system for SpedeHeat (F555). The Lantern reduces the risk of fire from the Hot Gas canister	20 years	\$50.00
39	Thomas-Covina Mini Burnsafes	1	0	City of Los Angeles General Fund	Aluminum tear gas delivery system	10 years	\$50.00
40	Defense Technology 37mm Single Launcher With 517CS Adapter	30	0	No Anticipated Cost	37mm launcher equipped with barrel adapter that enables it to fire a single flameless tri-chamber (517CS) canister	15 years	\$0.00
41	Gas System/ Barrier Penetrator	1	0	City of Los Angeles General Fund	Optional accessory for BEAR armor vehicle to penetrate structure and deploy gas	10 years	\$50.00
42	Defense Technology Riot Control Continuous Discharge Gas (1082)	25	0	No Anticipated Cost	Active Agent OC 0.88 ounce and CN/CS 2.70 ounce, Discharge Time 20 - 40 Seconds	Approx. 5 years when stored properly	\$0.00
43	Defense Technology MK46 Aerosol Gas Projector	4	0	No Anticipated Cost	46 ounce MK-46 canister delivering 26 short bursts of OC at an effective range of 25-30 ft	Approx. 5 years when stored properly	\$0.00
44	Combined Tactical Systems Baffled Canister Grenade C/S Gas	264	150	City of Los Angeles General Fund	Fuze: Model 201, Discharge Time: 20-40seconds	Approx. 5 years when stored properly	\$7,500.00
45	ALS Blast Dispersion OC Powder (ALS2362)	25	100	City of Los Angeles General Fund	Fuze M201A1 Mil-Spec, OC Discharge Time Instantaneous, effective when there may be a fire hazard	Approx. 5 years when stored properly	\$3,000.00
46	Defense Technology Tactical Pocket Grenade (T509OC)	100	100	City of Los Angeles General Fund	Fuze: M201A1 Type, Active Agent: OC, Discharge Time: OC/Smoke 20 - 30 seconds	Approx. 5 years when stored properly	\$3,000.00
47	Defense Technology Flameless Tri-Chamber OC	60	100	City of Los Angeles General Fund	Fuze: M201A1 Type, Active Agent: OC, Discharge Time: OC/Smoke 30 - 40 seconds	Approx. 5 years when stored properly	\$5,000.00
48	LMT 40mm Single Launcher 1425 Lewis Machine & Tool	150	0	City of Los Angeles General Fund	40mm, single projectile launcher, expandable stock, 5' to 110' deployment range	30 years	\$20,000.00
49	Penn Arms 40mm Multi-Launcher L540-3	19	0	No Anticipated Cost	40mm 6 projectile launcher, Higher impact per pound, which means you need to present less rounds	15 years	\$0.00
50	LRAD 100X, LRAD Corporation Audio Speaker System	2	0	Los Angeles Police Foundation	Portable Hailing System with maximum range of 250 meters over 88 dB of background noise	Approx. 10 years	\$80,000.00
51	DT OC Aerosol Grenade Fogger, Def Tec Part No. 56854	30	20	City of Los Angeles General Fund	Non-pyrotechnic instantaneous initiated aerosol grenade with 1.3% Major Capsaicinoids that works in areas of up to 25,000 cubic feet	5 years	\$2,000.00

Addenda III - Less-Lethal and Ammunition

Item#	Description	Quantity Possessed in 2022	Quantity Requested	Source of Funding for Quantity Requested	Capabilities/Item Details	Estimated Lifespan	Actual 2022 Yearly Costs (including acquisition, personnel, training, transportation, maintenance, storage, and upgrade costs)
52	DT OC Vapor Aerosol Grenade, Def Tec Part No. 1056	75	100	City of Los Angeles General Fund	Active Agent OC .7% Major Capsaicinoids, Discharge Time 1-5 Seconds, Delivers a high concentration of Oleoresin Capsicum in a powerful mist	Approx. 5 years when stored properly	\$5,000.00
53	DT Instantaneous Blast Grenade, Def Tec Part No. OC 1040, CN 1041, CS 1042, P 1043	30	50	City of Los Angeles General Fund	Active Agent OC 0.33 ounce and CN/CS 1.5 ounce, Powder is expelled that splits the canister at six (6) machined grooves on the outside surface	Approx. 5 years when stored properly	\$2,000.00
54	Defense Technology DT MK9 Aerosol Projector Part 178.33a	10	10	City of Los Angeles General Fund	Portable, hand-held, lightweight gas delivery system	Approx. 5 years when stored properly	\$1,000.00
55	Fabrique Nationale d'Herstal FN303 Less-Lethal Launcher	1	7	Metropolitan Equipment Fund	Delivery system for .68 caliber direct impact, less-lethal projectiles, Magazine capacity: 15 projectiles	Approx. 10 years	\$12,600.00
56	Fabrique Nationale d'Herstal FN303 Less-Lethal Launcher	11	0	Inmate Welfare Fund	Delivery system for .68 caliber direct impact, less-lethal projectiles, Magazine capacity: 15 projectiles	Approx. 10 years	\$0.00
57	Fabrique Nationale d'Herstal Clear Impact FN303 Projectile	0*	100	Metropolitan Equipment Fund	Caliber .68, Fin-stabilized polystyrene body, Non-toxic bismuth forward payload, Color coded rear payload, 50 meters effective range, 100 meters maximum range	Approx. 5 years when stored properly	\$0.00
58	Fabrique Nationale d'Herstal Washable Paint FN303 Projectile	0*	100	Metropolitan Equipment Fund	Caliber .68, Fin-stabilized polystyrene body, Non-toxic bismuth forward payload, Color coded rear payload, 50 meters effective range, 100 meters maximum range	Approx. 5 years when stored properly	\$0.00
59	Fabrique Nationale d'Herstal Indelible Paint FN303 Projectile	0*	100	Metropolitan Equipment Fund	Caliber .68, Fin-stabilized polystyrene body, Non-toxic bismuth forward payload, Color coded rear payload, 50 meters effective range, 100 meters maximum range	Approx. 5 years when stored properly	\$0.00
60	Fabrique Nationale d'Herstal PAVA/OC FN303 Projectile	0*	100	Metropolitan Equipment Fund	Caliber .68, Fin-stabilized polystyrene body, 50 meters effective range, 100 meters maximum range, active ingredient is 0.5% PAVA/OC in a powder form	Approx. 5 years when stored properly	\$0.00
61	Fabrique Nationale d'Herstal Inert Powder FN303 Projectile	0*	100	Metropolitan Equipment Fund	Caliber .68, Fin-stabilized polystyrene body, 50 meters effective range, 100 meters maximum range, contains a simulated irritant powder	Approx. 5 years when stored properly	\$0.00

Addenda III - Less-Lethal and Ammunition

Item#	Description	Quantity Possessed in 2022	Quantity Requested	Source of Funding for Quantity Requested	Capabilities/Item Details	Estimated Lifespan	Actual 2022 Yearly Costs (including acquisition, personnel, training, transportation, maintenance, storage, and upgrade costs)
62	Combined Tactical Systems Flameless Expulsion Canister Grenade 5440 Baffled Canister Grenade C/S	5	150	City of Los Angeles General Fund	Gas canister deployed in armored vehicle barrier penetrator. Fuze: Model 201, Discharge Time: 20-40 seconds	Approx. 5 years when stored properly	\$6,000.00

Addenda IV - Breaching Equipment

Item#	Description	Quantity Possessed in 2022	Quantity Requested	Source of Funding for Quantity Requested	Capabilities/Item Details	Estimated Lifespan	Actual 2022 Yearly Costs (including acquisition, personnel, training, transportation, maintenance, storage, and upgrade costs)
1	Metal breaching device, Rip Ram (2) Piece	3	0	City of Los Angeles General Fund	Capable of forcing entry into fortified locations, requires two people for use	2.5+ years	\$0.00
2	CTS 201FB Noise Flash Distraction Device Training Fuze Used With CTS 7290MT Training system	173	0	City of Los Angeles General Fund	Training Aid/audible output 147db at 5 feet	5 years	\$1,741.87
3	Noise Flash Distraction/Diversion Device (NFDD), Model CTS 7290M	92	34	City of Los Angeles General Fund	Audible output 180db with 6-8 million candela of light	5 years	\$2,052.99
4	Remington 870 Breaching Shotgun	77	0	City of Los Angeles General Fund	Deployed to disrupt door hinges and barriers	20 years	\$3,500.00
5	ALS Technologies SPEAR (Sudden Penetration/Distractor Entries Areas Rooms)	3	0	No Anticipated Cost	Delivery system for Bore Thunder cartridge mounted on shotgun. Directs signature upwards to minimize risk. Capable of rake and break, banging, and breaking through walls	Approx. 50 years	\$0.00
6	ALS Technologies Bore Thunder Cartridge ALS1208	50	100	City of Los Angeles General Fund	A gelatin-based area denial device. 12 gauge cartridge produces concussion of 182 DB. Lower flammability than star burst round. Loadable with gas	Approx. 5 years when stored properly	\$1,000.00
7	ALS Technologies Tactical Blast Strip ALS T460	22	0	No Anticipated Cost	Noise-flash diversion device that does not require a breach or physical entry before deployment. 175 DB and 5 Psi at 7 feet. Electrically detonated by command only and can be pre staged	Approx. 5 years when stored properly	\$0.00
8	12 Gauge Breaching Royal Arms Shotgun Ammunition	1,500	0	No Anticipated Cost	Frangible Copper/s70 steel door round (750 grain) and Frangible Copper/s40 solid wood door round (420 grain)	Approx. 5 years when stored properly	\$0.00**
9	Hydraulic Rescue System HRS Ogura	4	1	City of Los Angeles General Fund	Interchangeable tools (Head-units, shear, cutter, spreader, and others) are attached and quickly exchanged at the unique coupling system	Approx. 10 years	\$5,500.00
10	78-inch Rigid, 4 Strand Sun Products Blasting CO	4	4	City of Los Angeles General Fund	Built in-house; Ridged channeled wood to accommodate 4 strands of 50 gr Det cord (.33 lbs. of net explosive weight)	Approx. 2 years	\$40.00
11	78-inch Rigid, 3 Strand Sun Products Blasting CO	4	4	City of Los Angeles General Fund	Built in-house; Ridged channeled wood to accommodate 3 strands of 50 gr Det cord (.25 lbs. of net explosive weight)	Approx. 2 years	\$33.00

Addenda IV - Breaching Equipment

Item#	Description	Quantity Possessed in 2022	Quantity Requested	Source of Funding for Quantity Requested	Capabilities/Item Details	Estimated Lifespan	Actual 2022 Yearly Costs (including acquisition, personnel, training, transportation, maintenance, storage, and upgrade costs)
12	78-inch Rigid, 2 Strand Sun Products Blasting CO	4	4	City of Los Angeles General Fund	Built in-house; Ridged channeled wood to accommodate 2 strands of 50 gr Det cord (.17 lbs. of net explosive weight)	Approx. 2 years	\$27.00
13	78-inch Rigid, 1 Strand Sun Products Blasting CO	4	4	City of Los Angeles General Fund	Built in-house; Ridged channeled wood to accommodate 1 strand of 50 gr Det cord (.10 lbs. of net explosive weight)	Approx. 2 years	\$21.00
14	Det Cord Roll, 4 Strand Sun Products Blasting CO	4	4	City of Los Angeles General Fund	Built in-house; Ridged channeled wood to accommodate 4 strands of 50 gr Det cord (.33 lbs. of net explosive weight)	Approx. 2 years	\$40.00
15	Det Cord Roll, 3 Strand Sun Products Blasting CO	4	4	City of Los Angeles General Fund	Built in-house; Ridged channeled wood to accommodate 3 strands of 50 gr Det cord (.25 lbs. of net explosive weight)	Approx. 2 years	\$33.00
16	Det Cord Roll, 2 Strand Sun Products Blasting CO	4	4	City of Los Angeles General Fund	Built in-house; Ridged channeled wood to accommodate 2 strands of 50 gr Det cord (.17 lbs. of net explosive weight)	Approx. 2 years	\$27.00
17	Det Cord Roll, 1 Strand Sun Products Blasting CO	4	4	City of Los Angeles General Fund	Built in-house; Ridged channeled wood to accommodate 1 strand of 50 gr Det cord (.10 lbs. of net explosive weight)	Approx. 2 years	\$21.00
18	12-inch Strip, 2 Strand Sun Products Blasting CO	8	8	City of Los Angeles General Fund	Built in-house; 12-inch strip of 2 strands of 50 gr Det cord (.05 lbs. of net explosive weight)	Approx. 2 years	\$16.00
19	28-inch Rubber Push Charge, 2 Strand Sun Products Blasting CO	3	3	City of Los Angeles General Fund	Built in-house; 28-inch strip of channeled rubber with 2 strands of 50 gr Det cord (.10 lbs. of net explosive weight)	Approx. 2 years	\$20.00
20	Slider Strip Charge, 2 Strand Sun Products Blasting CO	4	4	City of Los Angeles General Fund	Built in-house; 8-inch strip of channeled wood with 2 strands of 50 gr Det cord (.22 lbs. of net explosive weight)	Approx. 2 years	\$29.00
21	Det Cord Roll, 1 Strand Sun Products Blasting CO	18 feet	40 feet	City of Los Angeles General Fund	40-feet of loose 50 gr Det cord (2000 gr total)	Approx. 2 years	\$17.00
22	FE101 Center Punch Initiator, Fett USA	25	0	Metropolitan Armory Fund	Black Anodized Handle with Dual Head Adaptor, Single Head Adaptor, Spring Loaded Center Punch and Lanyard End Cap	Approx. 5 years	\$6,500.00
23	Blazing Cap, NONEL MS 1.1B, Sun Products Blasting CO	150	220	City of Los Angeles General Fund	Nonelectric delay detonator with a High Strength detonator attached to one end and the other end sealed. A J-hook provides means of connection to detonating cord	Approx. 5 years	\$2,310.00

Addenda V - Training Requirement

Item#	Description	Required Training
<i>I - Vehicles</i>		
1	2002 Freightliner M Line, Mobile 1, Shop 20006	Emergency Vehicle Operations Course (EVOC), Commercial Driver's License
2	2010 Oshkosh, Mobile 3, Shop 80163	Emergency Vehicle Operations Course (EVOC), Commercial Driver's License
3	2011 Peterbuilt 587, Tractor for Mobile 3, Shop 80217	Emergency Vehicle Operations Course (EVOC), Commercial Driver's License
4	2009 Freightliner M2106, Pegasus, Shop 80151	Emergency Vehicle Operations Course (EVOC), Commercial Driver's License
5	2007 Freightliner M Line, Mobile 9, Shop 80065	Emergency Vehicle Operations Course (EVOC), Commercial Driver's License
6	2009 Caterpillar TL1255 BATCAT, Bomb Assessment Tactical Counter Assault Tool, Shop 80942	Class VII, Forklift Operator License
7	Andros F6B remote robotic ground vehicle	Hazardous Devices School (HDS) Training and additional Certified Bomb Technician Training
8	Andros Titus remote robotic ground vehicle	Hazardous Devices School (HDS) Training and additional Certified Bomb Technician Training
9	Qinetiq Talon remote robotic ground vehicle	Hazardous Devices School (HDS) Training and additional Certified Bomb Technician Training
10	DJI, Matrice, 300 RTK, Small Unmanned Aerial System	Federal Aviation Administration (FAA), Remote Pilot In Command (RPIC)
11	1999 Mighty 36 Mighty Mover Trailer, Shop 50830	Emergency Vehicle Operations Course (EVOC), Basic California Driver's License.
12	1999 Mighty 36 Mighty Mover Trailer, Shop 50832	Emergency Vehicle Operations Course (EVOC), Basic California Driver's License.
13	2006 Pierce HDR Walkin, Bomb Assessment Truck, Shop No. 21150	Emergency Vehicle Operations Course (EVOC), Commercial Driver's License
14	2003 Mathews Mobile Command, Shop No. 20066	Emergency Vehicle Operations Course (EVOC), Commercial Driver's License
15	2001 GMC Mattman, Shop No. 20002	Emergency Vehicle Operations Course (EVOC), Basic California Driver's License.
16	2004 GMC Mattman, Shop No. 20011	Emergency Vehicle Operations Course (EVOC), Basic California Driver's License.
17	2001 GMC CP31442, Shop No. 21288	Emergency Vehicle Operations Course (EVOC), Basic California Driver's License.
18	2008 Pierce Commander, Shop No. 80084	Emergency Vehicle Operations Course (EVOC), Basic California Driver's License.
19	2008 Pierce Commander, Shop No. 80087	Emergency Vehicle Operations Course (EVOC), Basic California Driver's License.
20	2008 Pierce Commander, Shop No. 80088	Emergency Vehicle Operations Course (EVOC), Basic California Driver's License.
21	2004 GMC Mattman, Shop No. 20009	Emergency Vehicle Operations Course (EVOC), Basic California Driver's License.
22	2008 Pierce Commander, Shop No. 80086	Emergency Vehicle Operations Course (EVOC), Basic California Driver's License.
23	2004 GMC Mattman, Shop No. 20010	Emergency Vehicle Operations Course (EVOC), Basic California Driver's License.
24	2002 GMC Mattman, Shop No. 20004	Emergency Vehicle Operations Course (EVOC), Basic California Driver's License.
25	2009 GMC Mattman, Shop No. 80194	Emergency Vehicle Operations Course (EVOC), Basic California Driver's License.
26	2002 GMC Mattman, Shop No. 20005	Emergency Vehicle Operations Course (EVOC), Basic California Driver's License.
27	2004 GMC Mattman, Shop No. 20013	Emergency Vehicle Operations Course (EVOC), Basic California Driver's License.

Addenda V - Training Requirement

Item#	Description	Required Training
28	2004 GMC Mattman, Shop No. 20012	Emergency Vehicle Operations Course (EVOC), Basic California Driver's License.
29	2004 GMC Mattman, Shop No. 20007	Emergency Vehicle Operations Course (EVOC), Basic California Driver's License.
30	2002 GMC Mattman, Shop No. 20003	Emergency Vehicle Operations Course (EVOC), Basic California Driver's License.
31	2004 GMC Mattman, Shop No. 20014	Emergency Vehicle Operations Course (EVOC), Basic California Driver's License.
32	2008 Pierce Commander, Shop No. 80085	Emergency Vehicle Operations Course (EVOC), Basic California Driver's License.
33	2009 GMC Mattman, Shop No. 80193	Emergency Vehicle Operations Course (EVOC), Basic California Driver's License.
34	2004 GMC Mattman, Shop No. 20008	Emergency Vehicle Operations Course (EVOC), Basic California Driver's License.
35	1997 GMC Mattman, Shop No. 02061	Emergency Vehicle Operations Course (EVOC), Basic California Driver's License.
36	2000 GMC Mattman, Shop No. 20001	Emergency Vehicle Operations Course (EVOC), Basic California Driver's License.
37	Parrot, Anafi, small Unmanned Aerial System, Anafi UAS model	Federal Aviation Administration (FAA), Remote Pilot In Command (RPIC) Part 107
38	Parrot, Anafi, small Unmanned Aerial System, Anafi Extended model	Federal Aviation Administration (FAA), Remote Pilot In Command (RPIC) Part 107
39	2003 Lenco Rescue 1 B.E.A.R. (Ballistically Engineered Armored Rescue Vehicle) Shop No. 39648	Emergency Vehicle Operations Course (EVOC), Commercial Driver's License
40	2005 Lenco Rescue 2 B.E.A.R. (Ballistically Engineered Armored Rescue Vehicle) Shop No. 39739	Emergency Vehicle Operations Course (EVOC), Basic California Driver's License.
41	2017 Lenco Rescue 3 B.E.A.R. (Ballistically Engineered Armored Rescue Vehicle) Shop No. 80988	Emergency Vehicle Operations Course (EVOC), Basic California Driver's License.
42	2008 Lenco Rescue 4 B.E.A.R. (Ballistically Engineered Armored Rescue Vehicle) Shop No. 80115	Emergency Vehicle Operations Course (EVOC), Basic California Driver's License.
43	2006 Pierce HDR Walkin Shop No. 21474	Emergency Vehicle Operations Course (EVOC), Commercial Driver's License
44	2002 Ford Excursion (Armored) Shop No. 04045	Emergency Vehicle Operations Course (EVOC), Basic California Driver's License.
45	2003 Ford Excursion (Armored) Shop No. 04208	Emergency Vehicle Operations Course (EVOC), Basic California Driver's License.
46	Robotics Throwbot XT Recon Robotics	SWAT Basic Course
47	Robotics Pointman Applied Research Associates	SWAT Basic Course
48	Robotics Caliber T5 ICOR Technology	SWAT Basic Course
49	Robotics Irobot / FirstLook Endeavor Robotics	SWAT Basic Course

Addenda V - Training Requirement

Item#	Description	Required Training
50	2019 Lenco Rescue 3 B.E.A.R. (Ballistically Engineered Armored Rescue Vehicle), Shop No. 80941	Emergency Vehicle Operations Course (EVOC), Basic California Driver's License.
51	2008 Pierce HDR Walkin, Dive Truck, Shop No. 80076	Emergency Vehicle Operations Course (EVOC), Commercial Driver's License
52	ICOR Technology Robotics Mini Caliber	SWAT Basic Course
53	DJI Matrice 210, Unmanned Aerial System	Federal Aviation Administration (FAA), Remote Pilot In Command (RPIC)
54	DJI Mavric 2, Unmanned Aerial System	Federal Aviation Administration (FAA), Remote Pilot In Command (RPIC)
55	DJI Mavric Air 2, Unmanned Aerial System	Federal Aviation Administration (FAA), Remote Pilot In Command (RPIC)
56	Boston Dynamics SPOT Robot	SWAT Basic Course
57	Tactical Fabrication TacCat 259D Compact Track Loader	Emergency Vehicle Operations Course (EVOC), Basic California Driver's License.
58	Lenco BearCat Tactical SUV	Emergency Vehicle Operations Course (EVOC), Basic California Driver's License.
59	Lemur II, Unmanned Ariel System, Brink	Monthly SWAT training with Unmanned Aircraft Systems Cadre.
60	DJI M30T, Small Unmanned Aerial System	Monthly SWAT training with Unmanned Aircraft Systems Cadre.
61	DJI Mavic Enterprise 3T	Monthly SWAT training with Unmanned Aircraft Systems Cadre.
62	DJI Avata	Monthly SWAT training with Unmanned Aircraft Systems Cadre.
63	DJI Mini 2	Monthly SWAT training with Unmanned Aircraft Systems Cadre.
64	MTRG I Robot	Monthly training for SWAT.
II - Firearms & Ammunition		
1	Bolt Action Rifle/22 IR	Certified bomb technicians receive specific training as delineated in the Bomb Squad Standard Operating Guidelines.
2	Bolt Action Rifle/.308	Certified bomb technicians receive specific training as delineated in the Bomb Squad Standard Operating Guidelines.
3	.22 Caliber Ammunition	Certified bomb technicians receive specific training as delineated in the Bomb Squad Standard Operating Guidelines.
4	.308 frangible ammunition	Certified bomb technicians receive specific training as delineated in the Bomb Squad Standard Operating Guidelines.
5	Royal Arms Flash Bang, model FB82-S	POST certified (Basic Certificate) Academy shotgun training and semi-automatic shotgun training
6	Remington 870 with Mossberg barrel and Royal Arms stand off device	POST certified (Basic Certificate) Academy shotgun training and semi-automatic shotgun training
7	Colt M16, M16 A1 5.56mm magazine fed rifle	Patrol rifle operator course
8	Black Hills 50 grain TSX 5.56x45mm	Patrol rifle operator course
9	Winchester 5.56x45mm 55gr FMJ Q3131	Patrol rifle operator course
10	Remington 870 pump action shotguns equipped 14" barrel	POST certified (Basic Certificate) Academy
11	Benelli Super 90 semi-automatic shotguns	Benelli semi-automatic shotgun school

Addenda V - Training Requirement

Item#	Description	Required Training
12	Benelli M4 semi-automatic shotguns	Benelli semi-automatic shotgun school
13	Colt AR-15A3 semi-automatic rifle	Patrol rifle operator course
14	Federal 12 pellet "00" buckshot	Benelli semi-automatic shotgun school
15	Armalite AR-10 Semi- Automatic Rifle	Sniper course
16	Colt M16A1 magazine fed rifle	Patrol rifle operator course
17	Colt M4 magazine fed rifle	Patrol rifle operator course and SWAT Basic Course
18	Heckler & Koch 416D magazine fed rifle	Patrol rifle operator course and SWAT Basic Course
19	CAR 9mm rifle	Patrol rifle operator course
20	M700 Remington rifle	Sniper course
21	Heckler & Koch MP5 Submachine gun	SWAT Basic Course
22	Benelli M1/S90 Shotgun	Shotgun course and Tactical Shotgun Course
23	Benelli M4 Shotgun	Shotgun course and Tactical Shotgun Course or SWAT Basic Course
24	Heckler & Koch G3 Rifle	Sniper course
25	Barrett M82 Rifle	LAPD SWAT Sniper School and quarterly verification of zero out to 600 yards
26	US Ordinance M60 machine gun	Sniper course
27	Fabrique Nationale d'Herstal SCAR17 Rifle	Sniper course
28	Springfield Armory M1A Rifle	Sniper course
29	Heckler & Kock G33 Rifle	Sniper course
30	5.56 Black Hills Rifle Ammunition	Patrol rifle operator course
31	5.56 Winchester Rifle Ammunition	Patrol rifle operator course
32	Federal Premium 308 Winchester Gold Medal Match Rifle Ammunition	Sniper course
33	308 Winchester Rifle Ammunition	Sniper course
34	Federal Premium 45 Caliber Pistol Ammunition	Basic Metro School (BMS) and Basic Firearms
35	Submachine Gun Ammunition 9mm Speer	SWAT Basic Course
36	UTM Rifle (Training) Ammunition	Patrol rifle operator course
37	Heckler & Koch MP-7 Submachine Gun	MP-7 Operators Course
38	Submachine Gun Ammunition	MP-7 Operators Course
39	Federal Premium Rifle Ammunition 308 Winchester	Sniper course
40	50 caliber ROBAR rifle	Sniper course
41	McMillian CS5 Rifle	Sniper course
42	Rifle Training Ammunition Gen 2 FX Simunition	Patrol rifle operator course
43	Royal Arms H.P. CUTTER shotgun Ammunition	Sniper course
44	Hornady .50 BMG Caliber A-MAX Match Ammunition	Sniper course
45	LaRue Tactical OBR (Optimized Battle Rifle)	Sniper course
46	McMillian G30 Rifle	Sniper course

Addenda V - Training Requirement

Item#	Description	Required Training
47	Barrett M107A1 Rifle	LAPD SWAT Sniper School and quarterly verification of zero out to 600 yards
48	Geissele Carbine 5.56mm	Basic Metro School, SWAT School, firearms training
49	Speer G2 9mm Ammunition	Patrol rifle operator course
50	Geissele Rifle 7.62mm	Basic Metro School, SWAT School, firearms training
51	Colt M5 Magazine Fed Rifle	Basic Metro School, SWAT School, firearms training
52	Bushmaster Firearms XM15-E2S Rifle	Patrol rifle operator course
53	Bushmaster Firearms XM15-E25 Rifle	Patrol rifle operator course
54	Bushmaster Firearms BCWA3F-16 Rifle	Patrol rifle operator course
55	Bushmaster Firearms BCWA3F-16D Rifle	Patrol rifle operator course
56	Bushmaster Firearms BCWA3F-16M4 Rifle	Patrol rifle operator course
57	Bushmaster Firearms BCWA3F-16DM4 Rifle	Patrol rifle operator course
58	Heckler and Koch MR556 Rifle	Patrol rifle operator course
59	Colt Manufacturing LE6920 Rifle	Patrol rifle operator course
60	Colt Manufacturing LE6940 Rifle	Patrol rifle operator course
61	Colt Manufacturing LE6920 SOCOM Rifle	Patrol rifle operator course
62	Colt Manufacturing LE6721 Rifle	Patrol rifle operator course
63	Colt Manufacturing AR15A3 Rifle	Patrol rifle operator course
64	Colt Manufacturing LT6720 Rifle	Patrol rifle operator course
65	Colt Manufacturing LT6920R Rifle	Patrol rifle operator course
66	Colt Manufacturing SP6920 Rifle	Patrol rifle operator course
67	Colt Manufacturing SP6940 Rifle	Patrol rifle operator course
68	Colt Manufacturing SPORTER Rifle	Patrol rifle operator course
69	Colt Manufacturing LE6920 EPR Rifle	Patrol rifle operator course
70	Smith and Wesson M&P 15 Rifle	Patrol rifle operator course
71	Smith and Wesson M&P 15T Rifle	Patrol rifle operator course
72	Smith and Wesson M&P 15TS Rifle	Patrol rifle operator course
73	Smith and Wesson M&P 15X Rifle	Patrol rifle operator course
74	Smith and Wesson M&P 15A Rifle	Patrol rifle operator course
75	Benelli M4 Semi-Automatic Shotgun	Benelli semi-automatic shotgun school
III - Less-Lethal & Ammunition		
1	Remington 870 Bean Bag Shotgun	Less Lethal Munitions course
2	12-gauge Super Sock Bean Bag round CTS2581	Less Lethal Munitions course
3	LMT 40mm single launcher 1425 Lewis Machine & Tool	Less Lethal Munitions course
4	Defense Technology 40mm Sponge Baton eXact iMpact Round XM1006	Less Lethal Munitions course
5	Defense Technology 37mm Single Launcher	Less Lethal Munitions course

Addenda V - Training Requirement

Item#	Description	Required Training
6	37mm Multi-5 Foam Baton Round 3555 CTS	Less Lethal Munitions course
7	Federal Laboratories Federal Han-ball Grenade Model 519	POST certified (Basic Certificate) Academy
8	Defense Technology Flameless Tri-Chamber CS Canister Model F517CS	POST certified (Basic Certificate) Academy
9	Remington 870 Less-Lethal Shotgun	Arrest & Control / Defensive Tactics course and/or Specialized Equipment course
10	ALS Technologies Sting Grenade ALSG101	Arrest & Control / Defensive Tactics course and/or Specialized Equipment course
11	TASER Shockwave	TASER course and/or Arrest & Control / Defensive Tactics course and/or Specialized Equipment
12	ALS Technologies Sting Grenade (CS) ALSG101CS	Arrest & Control / Defensive Tactics course and/or Specialized Equipment course
13	ALS Technologies Sting Grenade (OC)ALSG101OC	Arrest & Control / Defensive Tactics course and/or Specialized Equipment course
14	ALS Technologies Magnum Flash ALST470	Arrest & Control / Defensive Tactics course and/or Specialized Equipment course
15	Defense Technology 40mm Sponge Baton eXact iMpac Round XM1006	Tactical Less-lethal Course
16	Penn Arms 40mm Multi-Launcher PGL65-40	Arrest & Control / Defensive Tactics course and/or Specialized Equipment course
17	Defense Technology SpedeHeat Continuous Discharge (F555CS)	Arrest & Control / Defensive Tactics course and/or Specialized Equipment course
18	Defense Technology Flameless Tri-Chamber C/S (517CS)	Arrest & Control / Defensive Tactics course and/or Specialized Equipment course
19	Defense Technology Flameless Expulsion O/C (T-160C)	Arrest & Control / Defensive Tactics course and/or Specialized Equipment course
20	Defense Technology Less-lethal gas Tactical Pocket Grenade (T509CS)	Arrest & Control / Defensive Tactics course and/or Specialized Equipment course
21	Penn Arms 37mm Sage Multi-launcher	Arrest & Control / Defensive Tactics course and/or Specialized Equipment course
22	Remington 870 Bean Bag Shotgun	Tactical Less-lethal Course
23	12-gauge Super Sock Bean Bag round CTS2581	Tactical Less-lethal Course
24	LAPD-Metro Armory Gas Spike (reloadable canisters)	Arrest & Control / Defensive Tactics course and/or Specialized Equipment course
25	Thomas-Covina Gas Tomahawk (reloadable canisters)	Arrest & Control / Defensive Tactics course and/or Specialized Equipment course
26	Penn Arms 37 mm Gas Multi-Launcher	Arrest & Control / Defensive Tactics course and/or Specialized Equipment course
27	Starburst 2596 Area Denial Device Combined-Tactical Systems, Inc.	Arrest & Control / Defensive Tactics course and/or Specialized Equipment course
28	Sage Control Ordnance, Inc. Sage KO1 Impact Baton	Arrest & Control / Defensive Tactics course and/or Specialized Equipment course
29	Defense Technology Liquid Ferret Gas 40mm Barricade Penetrator C/S	Arrest & Control / Defensive Tactics course and/or Specialized Equipment course
30	Defense Technology Liquid Ferret Gas 40mm Barricade Penetrator O/C	Arrest & Control / Defensive Tactics course and/or Specialized Equipment course
31	37mm Multi-5 Foam Baton Round 3555 CTS	Tactical Less-lethal Course
32	Defense Technology 37mm Single Launcher	Tactical Less-lethal Course
33	Defense Technology 40mm Single Launcher Single-Launcher	Tactical Less-lethal Course
34	ALS Technologies Multi-Blast Diversion Munition ALDS450	Arrest & Control / Defensive Tactics course and/or Specialized Equipment course

Addenda V - Training Requirement

Item#	Description	Required Training
35	Defense Technology Noise Flash Distraction Device 12-gram reload with Low Roll body	Arrest & Control / Defensive Tactics course and/or Specialized Equipment course
36	Defense Technology Training Noise Flash Distraction Device with Low Roll body	Arrest & Control / Defensive Tactics course and/or Specialized Equipment course
37	Defense Technology SpedeHeat Continuous Discharge Gas (F555CS)	Arrest & Control / Defensive Tactics course and/or Specialized Equipment course
38	Lantern Thomas-Covina Gas Burnsafe	Arrest & Control / Defensive Tactics course and/or Specialized Equipment course
39	Thomas-Covina Mini Burnsafe	Arrest & Control / Defensive Tactics course and/or Specialized Equipment course
40	Defense Technology 37mm Single Launcher with 517CS adapter	Arrest & Control / Defensive Tactics course and/or Specialized Equipment course
41	Gas System/ Barrier Penetrator	Arrest & Control / Defensive Tactics course and/or Specialized Equipment course
42	Defense Technology Riot Control Continuous Discharge Gas (1082)	Arrest & Control / Defensive Tactics course and/or Specialized Equipment course
43	Defense Technology MK46 Aerosol Gas Projector	Arrest & Control / Defensive Tactics course and/or Specialized Equipment course
44	Combined Tactical Systems Baffled Canister Grenade C/S Gas	Arrest & Control / Defensive Tactics course and/or Specialized Equipment course
45	ALS Blast Dispersion OC Powder (ALS2362)	Arrest & Control / Defensive Tactics course and/or Specialized Equipment course
46	Defense Technology Tactical Pocket Grenade (T509OC)	Arrest & Control / Defensive Tactics course and/or Specialized Equipment course
47	Defense Technology Flameless Tri-Chamber OC	Arrest & Control / Defensive Tactics course and/or Specialized Equipment course
48	LMT 40mm single launcher 1425 Lewis Machine & Tool	Tactical Less-lethal Course
49	Penn Arms 40mm Multi-Launcher L540-3	Arrest & Control / Defensive Tactics course and/or Specialized Equipment course
50	LRAD 100X, LRAD Corporation Audio Speaker System	Arrest & Control / Defensive Tactics course and/or Specialized Equipment course
51	DT OC Aerosol Grenade Fogger, Def Tec Part No. 56854	Use of Force Training; Oleoresin capsicum (OC) training
52	DT OC Vapor Aerosol Grenade, Def Tec Part No. 1056	Use of Force Training; Oleoresin capsicum (OC) training
53	DT Instantaneous Blast Grenade, Def Tec Part No. OC 1040, CN 1041, CS 1042, P 1043	Use of Force Training; Oleoresin capsicum (OC) training
54	Defense Technology DT MK9 Aerosol Projector Part 178.33a	Use of Force Training; Oleoresin capsicum (OC) training
55	Fabrique Nationale d'Herstal FN303 Less-Lethal Launcher	Tactical Less-lethal Course
56	Fabrique Nationale d'Herstal FN303 Less-Lethal Launcher	Standards and Training for Corrections FN 303 Operator Course
57	Fabrique Nationale d'Herstal Clear Impact FN303 Projectile	Tactical Less-lethal Course
58	Fabrique Nationale d'Herstal Washable Paint FN303 Projectile	Tactical Less-lethal Course
59	Fabrique Nationale d'Herstal Indelible Paint FN303 Projectile	Tactical Less-lethal Course
60	Fabrique Nationale d'Herstal PAVA/OC FN303 Projectile	Tactical Less-lethal Course
61	Fabrique Nationale d'Herstal Inert Powder FN303 Projectile	Tactical Less-lethal Course

Addenda V - Training Requirement

Item#	Description	Required Training
62	Combined Tactical Systems Flameless Expulsion Canister Grenade 5440 Baffled Canister Grenade C/S	Arrest & Control / Defensive Tactics course and/or Specialized Equipment course
<i>IV - Breaching Equipment</i>		
1	Metal breaching device, Rip Ram (2) Piece	POST certified (Basic Certificate) Academy and MACTAC Breaching Course
2	CTS 201FB Noise Flash Distraction Device Training Fuze used with CTS 7290MT Training system	Training course in the proper use and deployment of NFDDs and continued training every 18 months
3	Noise Flash Distraction/Diversion Device (NFDD), Model CTS 7290M	Training course in the proper use and deployment of NFDDs and continued training every 18 months
4	Remington 870 Breaching Shotgun	Arrest & Control / Defensive Tactics course and/or Specialized Equipment course
5	ALS Technologies SPEAR (Sudden Penetration/ distraction Entries Areas Rooms)	Arrest & Control / Defensive Tactics course and/or Specialized Equipment course
6	ALS Technologies Bore Thunder Cartridge ALS1208	Arrest & Control / Defensive Tactics course and/or Specialized Equipment course
7	ALS Technologies Tactical Blast Strip ALS T460	Arrest & Control / Defensive Tactics course and/or Specialized Equipment course
8	12 Gauge Breaching Royal Arms Shotgun Ammunition	Arrest & Control / Defensive Tactics course and/or Specialized Equipment course
9	Hydraulic Rescue System HRS Ogura	Arrest & Control / Defensive Tactics course and/or Specialized Equipment course
10	78-inch Rigid, 4 Strand Sun Products Blasting CO	Blaster Licenses through Cal OSHA. SWAT personnel using explosives complete 80 hours of training, 22 successful practical applications, testing, and background investigation.
11	78-inch rigid, 3 Strand Sun Products Blasting CO	Blaster Licenses through Cal OSHA. SWAT personnel using explosives complete 80 hours of training, 22 successful practical applications, testing, and background investigation.
12	78-inch rigid, 2 Strand Sun Products Blasting CO	Blaster Licenses through Cal OSHA. SWAT personnel using explosives complete 80 hours of training, 22 successful practical applications, testing, and background investigation.
13	78-inch rigid, 1 Strand Sun Products Blasting CO	Blaster Licenses through Cal OSHA. SWAT personnel using explosives complete 80 hours of training, 22 successful practical applications, testing, and background investigation.
14	Det Cord Roll, 4 Strand Sun Products Blasting CO	Blaster Licenses through Cal OSHA. SWAT personnel using explosives complete 80 hours of training, 22 successful practical applications, testing, and background investigation.
15	Det Cord Roll, 3 Strand Sun Products Blasting CO	Blaster Licenses through Cal OSHA. SWAT personnel using explosives complete 80 hours of training, 22 successful practical applications, testing, and background investigation.
16	Det Cord Roll, 2 Strand Sun Products Blasting CO	Blaster Licenses through Cal OSHA. SWAT personnel using explosives complete 80 hours of training, 22 successful practical applications, testing, and background investigation.
17	Det Cord Roll, 1 Strand Sun Products Blasting CO	Blaster Licenses through Cal OSHA. SWAT personnel using explosives complete 80 hours of training, 22 successful practical applications, testing, and background investigation.

Addenda V - Training Requirement

Item#	Description	Required Training
18	12-inch strip, 2 Strand Sun Products Blasting CO	Blaster Licenses through Cal OSHA. SWAT personnel using explosives complete 80 hours of training, 22 successful practical applications, testing, and background investigation.
19	28-inch rubber push charge, 2 Strand Sun Products Blasting CO	Blaster Licenses through Cal OSHA. SWAT personnel using explosives complete 80 hours of training, 22 successful practical applications, testing, and background investigation.
20	Slider Strip Charge, 2 Strand Sun Products Blasting CO	Blaster Licenses through Cal OSHA. SWAT personnel using explosives complete 80 hours of training, 22 successful practical applications, testing, and background investigation.
21	Det Cord Roll, 1 Strand Sun Products Blasting CO	Blaster Licenses through Cal OSHA. SWAT personnel using explosives complete 80 hours of training, 22 successful practical applications, testing, and background investigation.
22	FE101 Center Punch Initiator, Fett USA	Blaster Licenses through Cal OSHA. SWAT personnel using explosives complete 80 hours of training, 22 successful practical applications, testing, and background investigation.
23	Blazing Cap, NONEL MS 1.1B, Sun Products Blasting CO	Blaster Licenses through Cal OSHA. SWAT personnel using explosives complete 80 hours of training, 22 successful practical applications, testing, and background investigation.



TRAINING BULLETIN

Los Angeles Police Department

Michel R. Moore, Chief of Police

Volume XLVIII, Issue 9

December 2019

BARRICADED SUSPECTS/SUBJECTS

Incidents involving a barricaded suspect/subject present significant safety concerns to first responders, the barricaded individual, and the community. To ensure the safety of all involved, these volatile situations often require police to utilize not only special equipment and tactical training, but specific expertise in crisis negotiation. The Department's Special Weapons and Tactics (SWAT) team along with its Crisis Negotiation Team (CNT) component is equipped and trained to resolve incidents that involve a barricaded suspect/subject.

The purpose of this Bulletin is to provide the incident commander (IC) and/or first responders with the information necessary to manage an incident that involves a barricaded suspect/subject.

What is a Barricaded Suspect?

A barricaded suspect incident prompting a SWAT response may include, but is not limited to the following criteria:

1. The suspect is probably armed; **and**
2. Probable cause exists to believe that the suspect has been involved in a criminal act **or** is a threat to the lives and safety of the community and/or police; **and**
3. Is in a position of advantage, affording cover and/or concealment; **or** is contained in an open area and the presence or approach of police officers could precipitate an adverse reaction by the suspect; **and**
4. The suspect refuses to submit to a lawful arrest.

Note: Not all suspects who refuse to surrender are considered barricaded suspects necessitating a SWAT response.

What is a Barricaded Subject?

In addition to established protocols for a SWAT response, any of the following criteria may also activate a CNT only response for a barricaded subject depending on the incident's nature and imminent possibility of carrying out a suicidal threat:

- Armed persons threatening to commit suicide; or
- Suicidal person on an elevated platform or other unique venue that poses a significant safety risk to first responders

It is extremely important to understand that not all suicidal subjects are considered barricaded or require a SWAT/CNT response or immediate police action. There is a distinction between an armed barricaded suspect wanted for a crime, and a barricaded subject who has not committed a crime, but has expressed the desire to commit suicide. It is not a criminal act to express the desire or even attempt to commit suicide, and suicidal subjects or persons suffering from a possible mental illness are afforded the same level of legal protection as everyone else.

Requesting SWAT

Once the IC believes the incident meets the criteria for a barricaded suspect, the IC shall immediately contact Metropolitan Division's Watch Commander (WC) to request SWAT. The IC should be prepared to answer questions needed to determine if SWAT's response is warranted: who, what, why, when, where, and how.

Information about the suspect(s) should be gathered and communicated to the IC:

- Number of suspects
- Number of hostages
- Physical descriptors
- Clothing
- Ages
- Drug/Alcohol use
- Criminal history
- Mental state
- Floor plan of location
- Additional pertinent facts

Special Weapons and Tactics Team

Handling barricaded suspects is one of the SWAT team's specific assignments. The SWAT team has a dual role at the scene of a barricaded suspect. They gather information to provide tactical recommendations and/or solutions to the IC who maintains overall responsibility of the incident. The SWAT team will also develop and recommend a tactical plan to capture the barricaded suspect at the IC's request. Once SWAT has been assigned its mission, all tactically deployed personnel or first responders near the crisis site shall be guided by the direction of SWAT supervisors.

Crisis Negotiations Team

The SWAT team includes a Crisis Negotiations Team. The CNT component is comprised of SWAT officers and police psychologists from Behavioral Science Services

(BSS) who are specially trained in crisis negotiations. Together, the team integrates tactical, verbal, and psychological knowledge and skills in order to negotiate the safe surrender of the barricaded suspect(s) and any victims who may be held against their will. In all instances, the CNT component will be deployed with any SWAT response.

Mental Evaluation Unit

When feasible and upon scene stabilization, any IC or officer who is in charge of an attempted suicide and/or barricaded suspect scene shall notify the Mental Evaluation Unit (MEU), Detective Support and Vice Division, for advice. The MEU can help determine if any identified subjects have had previous contact with Department personnel. The Systemwide Mental Assessment Response Team (SMART) may be dispatched and able to assist in debriefing family members, witnesses, or other persons concerning issues related to the mental health of the involved person. The MEU personnel should not be used for tactical operations or other duties beyond establishing rapport with the subject, family members, or other persons who may provide crucial information that would help in resolving the situation peacefully. The MEU personnel may be relieved with IC approval.

Tactical Disengagement

Disengagement is the tactical decision to leave, delay contact, delay custody, or plan to make contact at a different time and under different circumstances. This tactic should be considered when an officer reasonably believes continued contact may result in unreasonable risk to the person in crisis, the public and/or Department members. Disengagement can be proposed by the primary unit, but requires consultation with the field supervisor at scene, the MEU Watch Commander (if the subject is experiencing a mental health crisis) and with Area watch commander approval.

The actions of first responders will be weighed against the information known and reasonably believed, governmental interest, subject's actions, and efforts to de-escalate the situation. Officers should continually assess the situation as circumstances change and new information is received. Tactical Disengagement is one of the tactics that may be considered when continued contact may result in an undue safety risk to the suspect/subject, the public, and/or officers.

Elevated Platforms

When a person has expressed the desire to harm themselves, avoid underestimating the danger or threat posed by the person's location. A person on an elevated platform may still be capable of causing serious injury or death to themselves or others, including first responders. First-responder actions should be limited to evacuating the area, establishing communication, and de-escalating the situation as much as possible.

Note: Los Angeles Fire Department (LAFD) personnel will most likely respond to these types of scenarios; however, it is important to understand that it remains a police-driven incident, and a unified command should be established to declare roles and responsibilities with LAFD personnel as soon as practicable.

Role of The Initial Communicator

Establishing communication with either the suspect/subject is essential. It is recommended that at least two officers be part of this crucial process. One officer establishes communication with the suspect/subject and the second officer relays information to the IC regarding progress of the incident. For optimum command and control of the situation, supervisors should generally avoid becoming involved in the role of negotiator. Consideration should be given to de-escalating the scene without compromising safety. The following points are suggested for the initial communicator:

- Find out who, what, when, where, and why before making contact with the suspect/subject to determine their state of mind
- Do not jeopardize officer safety to approach or converse with the suspect/subject (i.e. give up cover, remove protective equipment, disarm or stand in a precarious position)
- Calm down before initiating communication. Attempt to stabilize and de-escalate the situation through dialogue
- Be prepared to remain as the primary communicator until relieved by the CNT

The initial conversation with the suspect/subject is extremely important. As an initial communicator, it is critical that verbiage is introduced that will temper and calm the situation. The following guidelines will assist the initial communicator in establishing productive dialogue:

- Introduce yourself by first name and as a representative of the Department; avoid use of rank or title
- If the suspect/subject does not give their name or refuses to respond, continue to communicate
- Allow the suspect/subject to vent
- Don't rush or interrogate— listen to the suspect/subject; remain calm
- Avoid a critical, uncaring tone or negative non-verbal communication (i.e. body language).
- Avoid rushing to problem-solve
- Build rapport and establish trust by using LEAPS – Listen, Empathize, Ask, Paraphrase, Summarize

General Negotiation Guidelines

The use of negotiations is another resource to control and manage the crisis situation. It is a process of combining verbal and physical tactics to affect the safe release of

hostages or surrender of suspects/subjects. However, there are general guidelines that should be followed during the negotiation process:

- Avoid face-to-face negotiations when possible
- Avoid third-party negotiators until properly vetted
- Do not offer transportation or hostage exchange

- Demands for weapons, drugs or alcohol cannot be met
- Generally, suspects and hostages should not be allowed to go mobile
- Communicate in English whenever possible
- Discourage the use of cell phones by on-scene personnel, family members or friends whenever feasible
- Do not have the suspect/subject surrender until officers at the scene are prepared to receive them
- Avoid making promises that may/may not be feasible

Face-to-face negotiations are sometimes unavoidable; such as a “jumper” situation or an open area. However, it is imperative that the communicator stay a safe distance from the suspect/subject during negotiations (Distance + Cover = Time).

Grabbing/grappling with a suspect/subject on an elevated platform puts the contact officer at great risk, as well as nearby officers who may react instinctively.

Third-party negotiators are essentially individuals other than law enforcement personnel, typically family members, clergy, or friends. However, they need to be properly vetted before introduction to ensure that they will contribute to a peaceful outcome. Until the CNT relieves the initial communicator, it is recommended that a third-party negotiator not be introduced into the negotiation process unless it is unavoidable.


CONCLUSION

In incidents involving a barricaded suspect, the primary concerns are the preservation of human life, and the safety of the barricaded individual, first responders and the community. To ensure the safety of all involved, officers should consider tactics and techniques that may persuade the suspect to voluntarily comply or may mitigate the need to use a higher level of force to resolve the situation safely.

This Bulletin cancels and supersedes Volume XLV, Issue 4, Barricaded Suspects, dated December 2016.

Field Training Services Unit
Police Training and Education

DISTRIBUTION “A”



LOS ANGELES POLICE DEPARTMENT
**USE OF FORCE-TACTICS
DIRECTIVE**

Directive No. 16

October 2016

TACTICAL DE-ESCALATION TECHNIQUES

PURPOSE

The Los Angeles Police Department (LAPD) is guided by the principle of Reverence for Human Life in all investigative, enforcement, and other contacts between officers and members of the public. When officers are called upon to detain or arrest a suspect who is uncooperative, actively resisting, may attempt to flee, poses a danger to others, or poses a danger to him or herself, they should consider tactics and techniques that may persuade the suspect to voluntarily comply or may mitigate the need to use a higher level of force to resolve the situation safely.

The purpose of this Directive is to define tactical de-escalation techniques and does not address all techniques that may be used to reduce the intensity of an incident.

Tactical De-Escalation defined:

Tactical de-escalation involves the use of techniques to reduce the intensity of an encounter with a suspect and enable an officer to have additional options to gain voluntary compliance or mitigate the need to use a higher level of force while maintaining control of the situation.

Note: Tactical de-escalation does not require that an officer compromise his or her safety or increase the risk of physical harm to the public. De-escalation techniques should only be used when it is safe and prudent to do so.

PROTOCOL

While enforcing the law and protecting the public, officers are often forced to make splitsecond decisions in circumstances that are tense, uncertain, rapidly changing, and dangerous. In rapidly developing circumstances, especially when a suspect poses an imminent threat of death or serious bodily injury, officers may not have sufficient time or reasonable options available to resolve the situation without the need to use objectively reasonable force. In other circumstances, however, de-escalation techniques may enable officers to gain additional time and tactical options to potentially reduce the necessity of using force to take a suspect into custody, prevent escape or address a threat while also maintaining control of the situation.

TACTICAL DE-ESCALATION TECHNIQUES

Planning. Officers should attempt to arrive at scene with a coordinated approach based upon initial information and any pre-existing knowledge of the suspect(s) or the involved parties. The dynamic nature of most incidents will require tactical plans to be flexible, and officers need to adapt their plan(s) as additional information or factors become known to the officer(s).

Tactical De-Escalation Techniques

- Planning
- Assessment
- Time
- Redeployment and/or Containment
- Other Resources
- Lines of Communication

Assessment. Officers should continually assess the situation as circumstances change and new information is received. If a suspect is failing to comply with orders, officers should attempt to determine whether a suspect's lack of compliance is a deliberate attempt to resist or escape, or an inability to comprehend the situation due to environmental, physical, cognitive, or other conditions. If the suspect is unable to comprehend the situation, other tactical options may be more effective in resolving the situation safely.

Time. *Distance+Cover=Time.* Time is an essential element of de-escalation as it allows officers the opportunity to communicate with the suspect, refine tactical plans, and, if necessary, call for additional resources. If a suspect is contained and does not pose an imminent threat to officers, the public, or himself/herself, time can provide an opportunity for the suspect to reconsider his/her actions and decisions.

Redeployment and/or Containment. Redeployment and/or containment can afford officers the added benefit of time and distance while continuing to maintain control of the situation. The addition of time and distance may give officers an opportunity to reassess, communicate, request additional resources, or deploy other tactics to reduce the likelihood of injury to both the public and officers while also mitigating any potential ongoing threats. Redeployment, however, should not enable a subject to gain a tactical advantage, arm himself/herself, or flee and pose a greater danger to the public or officers.

Other Resources. In the case of a tense or potentially dangerous encounter, requesting additional resources can provide officers with specialized expertise, personnel and tools to help control and contain an incident.

Lines of Communication. Maintaining open lines of communication between officers and communicating effectively with a suspect are critically important when managing a tense or potentially dangerous encounter. Communication between officers can improve decision-making under tense circumstances and increase the effectiveness of coordinated actions. In addition, when a suspect observes that officers are prepared,

well organized, professional, and working as a team, he or she may be deterred from attempting to flee, fight, or actively resist.

Because every situation is fluid and unique, ongoing communication and coordination between officers is critically important to respond effectively in a tense and uncertain encounter. Communicating with a suspect may slow down the incident, creating time to plan. All or some of the following tactics may be used in the same incident as time or circumstances allow:

- Verbal warnings
- Persuasion
- Defusing
- Empathy
- Redirecting
- Advisements
- Building rapport
- Asking open ended questions
- Giving clear and direct orders

CONCLUSION

The overall objective of any tactical encounter is to gain control and safely resolve the situation. Tactical situations vary and there is no single solution to resolving every incident. In addition, some situations require an immediate response and de-escalation techniques are neither viable nor effective options. Nevertheless, employing tactical de-escalation techniques under the appropriate circumstances can improve officer safety, mitigate threats, reduce injuries, build public trust, and preserve life.

Important Reminder

Deviation from these basic concepts sometimes occurs due to the fluid and rapidly evolving nature of law enforcement encounters and the environment in which they occur. Deviations may range from minor, typically procedural or technical, to substantial deviations from Department tactical training. Any deviations are to be explained by the involved officer(s), and justification for substantial deviation from Department tactical training shall be articulated and must meet the objectively reasonable standard of the Department's Use of Force policy.



CHARLIE BECK
Chief of Police

DISTRIBUTION "A"



LOS ANGELES POLICE DEPARTMENT
**USE OF FORCE-TACTICS
DIRECTIVE**

Directive No. 17.1

October 2021

40mm LESS-LETHAL LAUNCHER

PURPOSE

The purpose of this Directive is to familiarize officers with the use, nomenclature, and operational procedures of the 40mm Less-Lethal Launcher (40mm LLL).



PROTOCOL

The Department's guiding principle when using force shall be reverence for human life. Officers shall attempt to control an incident by using time, distance, communication, and available resources in an effort to de-escalate the situation, whenever it is safe, feasible and reasonable to do so. When warranted, Department personnel may use objectively reasonable force to carry out their duties.

Officers who use unreasonable force degrade the confidence of the community we serve, expose the Department and fellow officers to physical hazards, violate the law and rights of individuals upon whom unreasonable force or unnecessary deadly force is used, and subject the Department and themselves to potential civil and criminal liability. Conversely, officers who fail to use force when warranted may endanger themselves, the community, and fellow officers.

Officers may only use a level of force that they reasonably believe is proportional to the seriousness of the suspected offense or the reasonably perceived level of actual or threatened resistance.

An officer may use the 40mm LLL as a reasonable force option to control a suspect **when the suspect poses an immediate threat to the safety of the officer or others.**

Less-Lethal force options shall not be used on a suspect or subject who is passively resisting or **merely failing to comply** with commands. Verbal threats of violence or **mere non-compliance** do not alone justify the use of less-lethal force. An officer's decision to draw, exhibit, or use the 40mm LLL should be based on the tactical situation and/or the suspect's actions. In addition, generally, an officer shall give a verbal warning prior to using such force when feasible.

The 40mm LLL shall not be used to target the head, neck, face, eyes, or spine unless lethal force is authorized.

The 40mm Less-Lethal Launcher may be used in crowd control situations against a single subject/suspect as a target-specific less-lethal option.

Officers shall inspect the ammunition and the holder to ensure only 40mm eXact iMPact ammunition is utilized.



PROCEDURES

The minimum recommended deployment range for the 40mm LLL is five feet, while the effective deployment range is up to 110 feet. Officers should always consider weapon retention principles when deploying the 40mm LLL to prevent a subject/suspect from gaining control of the launcher. When officers realize the need for a 40mm LLL, they should broadcast, "Code Sam-40."

If tactically and environmentally feasible, the 40mm LLL officer should deploy the launcher from a position of cover with a designated cover officer. The 40mm LLL officer alerts other officers when he/she is ready to fire by shouting or broadcasting, "40mm Ready!" The primary officer gives the clear to fire signal by shouting or broadcasting, "40mm, Standby!" This alerts the officers at the scene that the firing of the 40mm LLL is about to occur.

When firing the 40mm LLL, officers should assess the effectiveness of each round fired. The effectiveness of the 40mm eXact iMPact round is based on the energy at impact. Therefore, the round may have little or no effect on a subject/suspect who:

- Has a large body mass;
- Is wearing heavy clothing/body armor;
- Is under the influence of drugs; or,
- Is in an altered state and cannot feel the impact of the sponge round.

If shots to the navel area or beltline do not appear to be effective, then a leg, arm, or hand may be a viable alternative target.

Tactical Considerations

- Size of suspect versus size of officer
- Clothing
- Altered mental state (may not be effective)
- Any known history of mental illness
- Age and/or physical condition of the suspect
- Suspect's access to weapons
- Suspect's ability to retreat or escape
- Bystanders' involvement
- Availability of back-up officers (Can suspect be distracted until other units arrive?)
- Background/Foreground (What is behind/in front of the suspect?)
- Officers should maintain distance from the suspect

If control is not achieved and/or it appears that the 40mm eXact iMPact round is not effective, even after changing target areas, the officers must assess the viability of an alternate force option. Additionally, officers should continue to assess the suspect's actions and the effectiveness of each force option used.

Officers who encounter an armed self-mutilating or suicidal individual shall not use a 40mm LLL against that person, unless the officers reasonably believe the use of the 40mm LLL would not place the officers in a position which could escalate the situation to the use of lethal force. If officers choose to use a 40mm LLL in these situations, they should utilize distance and cover to avoid placing themselves in a vulnerable position.

Generally, officers should not deploy the 40mm LLL at a fleeing suspect. Officers should pursue and attempt to contain the suspect, while continually assessing the situation and considering the most appropriate tactical plan. Additionally, officers should avoid deploying the 40mm LLL on individuals who:

- Are on an elevated or unstable surface which could cause a fall that could result in a significant impact injury;
- Are operating or riding any mode of transportation; or,
- Are known to be pregnant, under 12 years of age, elderly, or visibly frail.

The 40mm LLL is not a substitute for deadly force. When conducting a building search for a suspect who may be armed, standard firearms must be deployed. Having a 40mm LLL along with other force options during the search will provide officers with different options should the situation change.

Requirement to Intercede When Excessive Force is Observed

An officer shall intercede when present and observing another officer using force that is clearly beyond that which is necessary, as determined by an objectively reasonable officer under the circumstances, taking into account the possibility that other officers may have additional information regarding the threat posed by a subject.

Use of Force Warning

An officer shall, when feasible, give a verbal warning prior to using the 40mm LLL to control an individual. The warning is not required when an officer is attacked and must respond to the suspect's actions. Additionally, if a tactical plan requires the element of surprise to stabilize the situation, a warning is not required. Examples of this would be a hostage situation or a subject threatening suicide. However, officers are reminded that the surprise/tactical element must still be needed at the actual time the 40mm LLL is fired.

The verbal warning should include a command and a warning of potential consequences of the use of force. The command should be similar to "drop the weapon" or "stop what you are doing" followed by a warning similar to "or we may use the 40mm, and that may cause you injury."

The use or non-use of the warning shall be documented. The Non-Categorical Use of Force Report, Form 01.67.05, Use of Force Summary heading shall include:

- The name of the officer giving the warning; and,
- An explanation and appropriate justification for not using the warning.

Statements that the “element of surprise was needed” or “for officer safety reasons” will not justify non-use of the warning. The explanation for non-use must:

- Clearly articulate why the element of surprise was needed;
- Explain in detail any officer safety considerations; and,
- List all pertinent reasons that justify why the warning was not provided.

The use of the warning, or the reasons for non-use, will be factors considered in the determination whether the use of force was objectively reasonable.

Tactical Discharges

Tactical discharges (disabling lights, breaking out windows, etc.) are allowed, but are not recommended, as they may cause secondary, unintended impacts. Before a tactical discharge is used to break a window, officers should consider that an individual may be behind the window and subject to impact by the 40mm round.

Tactical discharges **may** be an effective option in **limited** circumstances. Officers must assess the situation after each tactical discharge, and if the launcher is not producing the desired effect, discontinue its use. Officers must be prepared to give the rationale behind their decision to fire the 40mm LLL as a tactical discharge. The reporting procedure for a tactical discharge is the same as a discharge that does not strike a person (Employee’s Report, Form 15.07.00).

In the event the 40mm LLL is used for a tactical discharge, it should be communicated to all officers at scene prior to its use, for their situational awareness.

Reporting

The use of a 40mm LLL for any reason other than an approved training exercise shall be documented according to established Department procedures on the Non-Categorical Use of Force Report; however, when a 40mm LLL is fired and the round does not strike a person, a use of force report is not necessary and an Employee’s Report, Form 15.07.00, should be completed to document the incident. Supervisors shall obtain photographs of all visible and complained of injuries, even when evidence of injury is not present.

Requirement to Report Potential Excessive Force

An officer who is present and observes another officer using force that the present and observing officer believes to be beyond that which is necessary, as determined by an objectively reasonable officer under the circumstances based upon the totality of information actually known to the officer, shall report such force to a superior officer.

Medical Treatment

Any person struck with a 40mm eXact iMPact round shall be transported to a Department-approved facility for medical treatment prior to booking. The person should be carefully monitored for signs of distress. If a medical emergency exists, officers shall request a rescue ambulance to respond to their location.

DEFINITIONS

40mm Less-Lethal Launcher: A tactical single-shot launcher configured with a green stock and pistol grip, a rifled barrel, picatinny rail mounting system and Department-approved optics. The color green is used to signify that the 40mm launcher is for the 40mm eXact iMPact round only.

Code Sam-40: The radio code used to broadcast a request for a 40mm LLL.

40mm eXact iMPact Round: The 40mm round is a point-of-aim, point-of-impact, direct fire round consisting of a plastic body and a sponge nose that is spin stabilized via the incorporated rifling collar and the 40mm launcher's rifled barrel. It can be identified by its silver metal case and blue plastic nose. These sponge rounds are designed to be non-penetrating, and upon striking a target, distribute energy over a broad surface area. The sponge round utilizes smokeless powder as the propellant and has velocities that are extremely consistent.

Tactical Discharge: The purposeful discharge at an object to assist officers in a tactical situation, such as to disable lighting or break windows.

Target Areas: The primary target area is the navel area or beltline, but officers may target the suspect's arms, hands or legs when practicable. If the hand is the selected target, consider its location and what it is holding. Officers shall not target the head, neck, spine, chest, groin, or kidneys.

Points to Remember

- 5 feet is the minimum deployment range
- Deployment range is from 5 to 110 feet
- Assessment between rounds is critical
- **Do not target the head, neck, spine, chest, groin, or kidneys**
- Reportable use of force if a round strikes a person
- Have a backup plan in the event the 40mm round is ineffective
- 40mm LLL should not be deployed unless lethal force is available for cover
- Form 15.07.00 required when the Launcher is fired and the round does not strike a person, and for tactical discharge

Important Reminder

Deviation from these basic concepts sometimes occurs due to the fluid and rapidly evolving nature of law enforcement encounters and the environment in which they occur. Deviations may range from minor, typically procedural or technical, to substantial deviations from Department tactical training. Any deviations are to be explained by the involved officer(s), and justification for substantial deviation from Department tactical training shall be articulated and must meet the objectively reasonable standard of the Department's Use of Force Policy.

AMENDMENTS

This version replaces Use of Force-Tactics Directive No. 17, 40mm Less-Lethal Launcher, July 2018.



MICHEL R. MOORE
Chief of Police

DISTRIBUTION "A"



LOS ANGELES POLICE DEPARTMENT
**USE OF FORCE-TACTICS
DIRECTIVE**

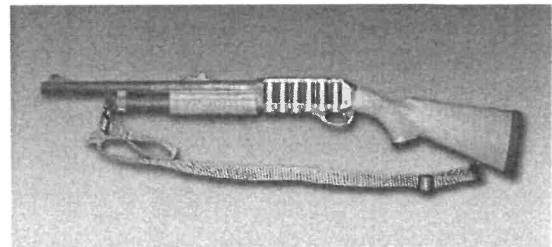
Directive No. 6.4

September 2020

BEANBAG SHOTGUN

PURPOSE

The purpose of this Directive is to familiarize officers with the use, nomenclature, and operation procedures of the Beanbag Shotgun.



PROTOCOL

Whenever practicable, officers shall exercise de-escalation techniques to resolve potential use of force incidents and seek voluntary compliance from suspects/subjects. The courts have held that Less-Lethal force options are “capable of inflicting significant pain and may cause serious injury.” Therefore, consistent with the Department’s Use of Force Policy, Less-Lethal force options are only permissible when:

An officer reasonably believes that a suspect or subject is violently resisting arrest or poses an immediate threat of violence or physical harm.

Less-Lethal force options shall not be used for a suspect or subject who is passively resisting or merely failing to comply with commands. Verbal threats of violence or mere non-compliance do not alone justify the use of Less-Lethal force.

An officer may use the Beanbag Shotgun as a reasonable force option to control a suspect when the suspect poses an immediate threat to the safety of the officer or others.

Officers shall also consider:

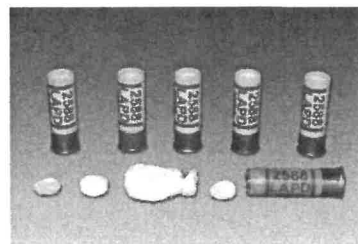
- The severity of the crime versus the governmental interest in the seizure; and,
- Whether the suspect was actively resisting arrest or attempting to evade arrest.

The following do not alone justify the use of the Beanbag Shotgun:

- Verbal threats of violence
- Mere non-compliance

The Beanbag Shotgun may be used in crowd control situations against a single subject/suspect as a target-specific less-lethal option.

Only sock round ammunition is to be used in the Beanbag Shotgun. Buckshot and shotgun slugs shall not be used. Officers shall inspect the ammunition and the holder to ensure only sock round ammunition is available.



PROCEDURES

For tactical and weapon retention purposes, the recommended deployment range for the Beanbag Shotgun is five feet to 30 feet. When officers realize the need for a Beanbag Shotgun, they should request one by broadcasting a "Code Sam."

Tactical Considerations

- Size of suspect versus size of officer
- Clothing
- Altered mental state
- Any known history of mental illness
- Age and/or physical condition of the suspect
- Suspect's access to weapons
- Suspect's ability to retreat or escape
- Bystanders' involvement
- Availability of back-up officers (Can suspect be distracted until other units arrive?)
- Background (What is behind the suspect?)
- Officers should maintain distance from the suspect

If tactically and environmentally feasible, the Beanbag Shotgun should be deployed from a position of cover with a designated cover officer. Officers need to be mindful of the distance to the suspect so that the suspect is not in a position to grab the barrel of the shotgun.

The Beanbag Shotgun officer alerts other officers when ready to fire by shouting or broadcasting, "Beanbag Ready!" The primary officer gives the clear to fire signal by shouting or broadcasting, "Beanbag, Standby!" This alerts the officers at the scene that the firing of the Beanbag Shotgun is imminent.

When firing the Beanbag Shotgun, the officer should assess the effectiveness of every round. The effectiveness of the sock round is based on the energy at impact. Therefore, the round may have little or no effect on a suspect who has a large body mass, is wearing heavy clothing or body armor, is under the influence of drugs, or is in a state of mind which prevents the suspect from feeling the impact of the round.

If shots to the navel area or belt line do not appear to be effective, possibly due to body armor or heavy clothing, then a leg, arm or hand may be a viable alternative target. **If control is not achieved and it appears that the sock round is not effective, even after changing target areas, the officers must assess the viability of an alternate force option.** Additionally, officers should continue to assess the suspect's actions and the effectiveness of each force option used.

If officers encounter a self-mutilating or suicidal individual, the use of the Beanbag Shotgun may be a reasonable force option (based on the tactical scenario) to stop his or her actions. This will allow the individual to receive the needed emergency medical treatment.

Generally, officers should not shoot the Beanbag Shotgun at a fleeing suspect. Officers should pursue and attempt to contain the suspect, while continually assessing the situation and considering the most appropriate tactical plan.

The Beanbag Shotgun is not a substitute for deadly force. When conducting a building search for a suspect who may be armed, standard firearms must be deployed. Having a Beanbag Shotgun available with the search team will allow additional force options if the situation changes.

Use of Force Warning

An officer shall, when feasible, give a verbal warning prior to using the Beanbag Shotgun to control an individual. The warning is not required when an officer is attacked and must respond to the suspect's actions. Additionally, if a tactical plan requires the element of surprise to stabilize the situation, a warning is not required. Examples of this would be a hostage situation or a subject threatening suicide. However, officers are reminded that the surprise/tactical element must still be needed at the actual time the Beanbag Shotgun is fired.

The verbal warning should include a command and a warning of potential consequences of the use of force. The command should be similar to "drop the weapon" or "stop what you are doing" followed by a warning similar to "or we may use the Beanbag Shotgun, and that may cause you injury."

The use or non-use of the warning shall be documented. The Non-Categorical Use of Force Report, Form 01.67.05, Use of Force Summary heading shall include:

- The name of the officer giving the warning; and
- An explanation and appropriate justification for not using the warning.

Statements that the "element of surprise was needed" or "for officer safety" reasons will not justify non-use of the warning. The explanation for non-use must:

- Clearly articulate why the element of surprise was needed;
- Explain in detail any officer safety considerations; and
- List all pertinent reasons that justify why the warning was not provided.

The use of the warning, or the reasons for non-use of the warning will be factors considered in the determination whether the use of force was objectively reasonable.

Tactical Discharges

Tactical discharges (disabling lights, breaking out windows, etc.) are allowed, but are not recommended due to the fact that they may cause secondary impacts. Before a tactical discharge is used to break a window, officers should consider that an individual may be behind the window. Tactical discharges may be an effective option in limited

circumstances. The Beanbag Shotgun is generally not effective against tinted car windows or streetlights. Officers must assess the situation after each tactical discharge, and if the weapon is not effective, consider other options. Officers must be prepared to give the rationale behind their decision to fire. The reporting procedure for a tactical discharge is the same as a discharge that does not strike a person.

In the event the Beanbag Shotgun will be used for a tactical discharge, it should be communicated to all officers at scene.

Reporting

The use of a Beanbag Shotgun for any reason other than an approved training exercise shall be documented according to established Department procedures on the Non-Categorical Use of Force Report; however, when a Beanbag Shotgun is fired and the round does not strike a person, a use of force report is not necessary and an Employee's Report, Form 15.07.00, should be completed to document the incident. Supervisors shall obtain photographs of all visible and complained of injuries, even when evidence of injury is not present.

Medical

Any person struck with a sock round shall be transported to a Department-approved facility for medical treatment prior to booking. The person should be carefully monitored for signs of distress. If a medical emergency situation exists, officers shall request a rescue ambulance to respond to their location.

DEFINITIONS

Beanbag Shotgun: A Remington 870 shotgun which has been configured with a green slide handle and stock, rifled barrel, and side saddle ammunition holder. The color green is used to signify that the shotgun is for the sock round only, not lethal munitions.

Code Sam: When officers realize the need for a Beanbag Shotgun, they should request one by broadcasting a "Code Sam." They should also request a supervisor to respond. Officers should consider carrying the Beanbag Shotgun with them on calls where it may be needed to eliminate the delay of having to return to their vehicle or waiting for another unit to respond.

Super-Sock Round (sock round): The Super-Sock round is a 12-gauge cartridge containing a shot-filled fabric bag. It can be identified by its clear plastic case containing a yellow fabric bag. These rounds are designed to be non-penetrating, and upon striking a target distribute energy over a broad surface area.

Tactical Discharge: The firing of a weapon at an object to assist officers in a tactical situation, such as to knock out lighting or break windows.

Target Areas: The primary target area is the navel area or belt line, but officers may target the suspect's arms, hands or legs when practicable. If the hand is the selected target, consider its location and what it is holding. However, officers should recognize that many circumstances might make it difficult to target such areas. The sock round may cause serious or fatal injuries if fired at the head, neck, spine, chest, groin, or kidneys.

Points to Remember

- No minimum range, but recommended deployment is from 5 feet to 30 feet
- Assessment between rounds is critical
- Generally, a warning prior to deployment is required
- Do not target the head, neck, spine, chest, groin, or kidneys
- Is a reportable use of force
- Have a back-up plan in the event the sock round is ineffective
- The Beanbag Shotgun should not be deployed unless lethal force is available for cover

Important Reminder

Deviation from these basic concepts sometimes occurs due to the fluid and rapidly evolving nature of law enforcement encounters and the environment in which they occur. Deviations may range from minor, typically procedural or technical, to substantial deviations from Department tactical training. Any deviations are to be explained by the involved officer(s), and justification for substantial deviation from Department tactical training shall be articulated and must meet the objectively reasonable standard of the Department's Use of Force Policy.

AMENDMENTS

This version replaces Use of Force-Tactics Directive No. 6.3, Beanbag Shotgun, July 2018.



MICHEL R. MOORE
Chief of Police

DISTRIBUTION "A"



LOS ANGELES POLICE DEPARTMENT USE OF FORCE-TACTICS DIRECTIVE

Directive No. 11.2

April 2021

CROWD MANAGEMENT, INTERVENTION, AND CONTROL

PURPOSE

“Respect for People” and “Service to our Communities” are fundamental core values of the Los Angeles Police Department. In a society where free speech and assembly is guaranteed by the Federal and State Constitutions, it is the mission of police officers to protect the constitutional rights of all members of the public. These constitutional rights apply to individuals participating in lawful activities such as public speeches, marches, demonstrations, picketing, rallies and celebratory events.

This Directive was developed to provide guidelines to assist officers and supervisors in identifying lawful versus unlawful assemblies. Additionally, it will provide insight into how the response and actions of law enforcement may affect the demeanor and response of a crowd. The thoughtful application of crowd management and intervention strategies will generally assist in efforts to facilitate legal First Amendment activity with reverence for life, fairness, respect and dignity for every individual, while at the same time removing those individuals whose illegal behavior jeopardize the purpose and safety of protected activity. Additionally, the Department’s Use of Force Policy relating to crowd control techniques is reviewed in this Directive.

PROTOCOL

In determining whether First Amendment activities are lawful, police officers must not consider their personal views of either the political affiliation or the message of those persons exercising their right to assemble and engage in expressive activities. The responsibility of police officers is to objectively determine at what juncture a demonstration or assembly leaves the realm of legal protest.

It is important for supervisors and officers to understand the definition of an unlawful assembly to determine the appropriate police response. Penal Code Section 407 defines an unlawful assembly as: “Whenever two or more persons assemble together to do an unlawful act, or to do a lawful act in a violent, boisterous or tumultuous manner, such assembly is an unlawful assembly.” *“Boisterous or tumultuous manner”* has been interpreted by the courts to mean conduct which *poses a clear and present danger of imminent violence*.

Penal Code Section 407 identifies two different circumstances when an assembly may be declared unlawful:

The first circumstance is when people assemble to participate in an unlawful act. The unlawful act must be an act made criminal by law, or by the commission of an overt act that leads to a violation of the law. In the absence of any unlawful conduct, an assembly may be declared unlawful only if there is reasonable cause to believe, based on articulable facts, that the assembly's purpose is unlawful. If people are assembled to commit an unlawful act, then they are an unlawful assembly (e.g. unlawfully blocking entrances to public buildings, highways, sidewalks or schools, or engaging in other unlawful or riotous activity).

The second circumstance is when people assemble to do a lawful act in a "violent, boisterous or tumultuous manner." In order to be considered violent, boisterous or tumultuous, the manner in which the people are acting must be violent, or pose a clear and present danger of imminent violence. For example, a demonstration that disturbs the peaceful enjoyment of property through noisy singing and chanting is not an unlawful assembly unless it also poses a clear and present danger of imminent violence. It is important to note that one must differentiate between First Amendment activity and other activity. A loud party at a private residence would not have to be violent, boisterous or tumultuous to be considered unlawful.

PROCEDURES

Any public assembly of individuals or groups, lawful or unlawful, may require support and/or intervention by law enforcement. Depending upon the situation, the response of law enforcement can range from observation and crowd management strategies, to crowd intervention and control strategies. The police response to each assembly or protest is different and will require law enforcement's flexibility, creativity, discipline and patience.

Crowd Management

First Amendment activity such as a march, demonstration, protest, rally or celebratory event is most often successfully facilitated by initially using the least amount of visible law enforcement presence necessary. An ongoing assessment of crowd behavior is critical in order for supervisors and officers to

appropriately respond to the actions of a crowd or protest group. Experience has shown that the appearance of an organized, disciplined contingent of police officers will often cause a disorderly group to abandon their disruptive activities. However, if used inappropriately, the mere presence of officers and/or horses in protective gear may be perceived as aggressive and is sufficient to change the behavior of the crowd.

Crowd Management Primary Objectives

- Establish contact with crowd
- Obtain voluntary compliance
- Minimize enforcement action

This can cause the focus of the protest to shift from the group's original cause to the presence and actions of officers. Therefore, supervisors should consider this potential impact on crowd behavior and be thoughtful about the strategic deployment of police officers and horses in protective gear.

Instead of thinking about the best form of police action to control the crowd, it is important for supervisors to focus on how to act in order to encourage the crowd to manage itself. One way of achieving this is to place a major emphasis on urging crowd members to express their views in a lawful manner, even under conditions where one is aware of the presence of small isolated groups with illegal goals and even at points where these small isolated groups start to act in illegal and violent ways.

Intervention

Police officers and supervisors must understand the importance of differentiating between violent members of the crowd and peaceful protestors. When possible, officers should interact with crowd members in an effort to communicate law enforcement support of lawful First Amendment activity and rights of free speech and expression.

Crowd Intervention Primary Objectives

- Isolate unlawful behavior
- Arrest law violators
- Protect First Amendment activity
- Facilitate lawful protests

Unlawful behavior by individuals, or unlawful conduct observed in an isolated incident, should not automatically form the basis for declaring an otherwise lawful assembly to be unlawful. When it appears practical, officers should attempt to give warning to the leaders or spokesperson of the activity, the other participants, and/or the individuals about any observed unlawful or potentially unlawful

conduct. When appropriate, officers should instruct them on what they must do to comply with the laws, so as to allow an opportunity to correct the conduct in question. Every effort should be made to protect and facilitate the actions of lawful demonstrators while using intervention strategies to stop illegal activity and remove law violators. However, when group behavior appears to be unlawful, aggressive, or otherwise uncontrollable, it is reasonable for the assembly to be declared unlawful.

Crowd Control and Dispersal

In the event a group or portion of a group becomes involved in violent or riotous behavior, the mission of the Department is to protect lives and property, and restore conditions to normal as rapidly and efficiently as possible. The rapid deployment of forces to contain and arrest those responsible for violent, riotous, or unlawful behavior and the dispersal of unlawful groups will help accomplish the Department's crowd control primary objectives.

Crowd Control Primary Objectives

- Protect life
- Restore and maintain order
- Arrest violators
- Protect vital facilities
- Protect property

When circumstances require crowd dispersal, the dispersal should generally not occur until control forces are in place to assist in managing the dispersed crowd, as unlawful conduct is extremely dynamic and mobile. Crowd dispersal strategies should only be used when immediate action is necessary to stop violence and/or property damage and/or sufficient resources are not present to ensure public safety.

Dispersal Orders

Methods to Deliver and Document Dispersal Orders

- Amplified sound
- Multiple languages when appropriate
- Confirm audibility from various locations
- Display signage indicating unlawful assembly and dispersal when possible
- Document with video/audio recording

The intent of a dispersal order is to permanently disperse a crowd, not to merely relocate the problem to another location. Supervisors should make a reasonable assessment to determine if the members of a crowd are attempting to comply with the dispersal order or relocate the unlawful behavior. It should be made clear that the crowd is expected to immediately leave the area and include a warning that force may be

used which could result in serious injury. The dispersal order must be given in a manner reasonably believed to be heard and understood by the intended audience. Based upon the circumstances, multiple announcements from various locations may be required. Dispersal orders should be delivered in English and in other languages that are appropriate for the audience. Regardless of the delivery method, the name of the individual giving the dispersal order and the date and time each order was given should be documented. Dispersal orders should not be given until control forces are in position to support crowd movement.

THE MEDIA

It is the Department's goal to provide the media as much access as legitimately possible to assist them in their duties. However, when an event is declared unlawful, all persons present, including members of the media, may be ordered to disperse. With the exception of spontaneously occurring events, whenever the Department develops an Incident Action Plan for an event that involves a public assembly, the Department will, when practicable, designate an area outside of the anticipated impacted area, but within viewing distance and audible range of the event, for members of the media to assemble.

USE OF FORCE

There are no exceptions to the Department's Use of Force Policy for crowd control situations. Officers may use only that force which is objectively reasonable. Verbalization should be used throughout the operation in an attempt to gain compliance. In determining the appropriate amount of force, officers shall evaluate each situation in light of the facts and circumstances of each particular case, including, but not limited to the seriousness

of the crime(s), the level of threat or resistance presented by the individual(s) and the danger to the community.

During crowd control situations, police officers may be required to physically engage individuals who exhibit conduct ranging from uncooperative to violent behavior. In these situations, officers may have to utilize force to move crowd members who do not respond to verbal directions, control violent individuals, or to effect an arrest. When the use of force is appropriate in a crowd control situation, only that force reasonable to make an arrest or disperse a crowd should be used.

Baton

The baton may be used to push individuals who do not respond to verbal commands and encroach upon officers on a skirmish line or, after a lawful dispersal order has been issued, on individuals who intentionally delay departure while officers attempt to disperse the crowd. The push technique utilizes the baton as an extension of your hand on passive/ aggressive demonstrators failing to comply with officer's orders. During this technique the tip of the baton is placed on the center of the chest, officers then push the demonstrator. The push technique is not a strike and is not a reportable Use of Force while utilized in a crowd control situation.

Note: The use of a baton as an impact device against an individual must be in response to the threatening or violent behavior of that individual and in a crowd control situation must be reported to a supervisor and appropriately documented.

Chemical Agents

The use of any Department approved chemical agent during a crowd control incident requires the approval of a commander or above. Chemical agents include CS gas, CN gas, OC, and all tear gas canisters. Before using any chemical agent, tactical consideration should be given to wind direction, safety equipment for officers, and the potential non-effectiveness of the chemical agent.

Less-Lethal Munitions

Less-lethal munitions are either **target specific** or **non-target specific**. Target specific munitions may be used on a hostile individual which may or may not be in a crowd that poses an immediate threat of violence or physical harm, (e.g., throwing projectiles). Beanbag shotgun Super-Sock rounds and 40mm sponge rounds are target specific munitions. Less-lethal munitions can be deployed by trained personnel.

The 37mm foam rubber baton round is a non-target specific round used for crowd control. With the approval of the Incident Commander, the 37mm foam rubber baton may be used as a crowd control tool when a dispersal order has been issued and/or **immediate** action is necessary, to stop violence, to ensure public safety, and restore order. Its use should be constantly assessed as to its effectiveness and its effect on the crowd.

The 37mm minimum recommended range is 5 – 10 feet in front of the crowd (skip fired) with a maximum effective range of 50 feet.

The use of less-lethal munitions, the circumstances, and the number of rounds expended should be documented on Incident Command System (ICS) Form 214.

Reporting a Non-Categorical Use of Force in Crowd Control Situations

In a crowd control situation, a Use of Force Report is not required when officer(s) become involved in an incident where force is used to push or move individuals who exhibit unlawful or hostile behavior and who do not respond to verbal directions by the police. This applies only to officers working in organized squad and platoon sized units directly involved in a crowd control mission. Additionally, should force be utilized under these circumstances, officers shall notify their immediate supervisor of the use of force once the tactical situation has been resolved. The supervisor shall report the actions on ICS Form 214, or as directed by the incident commander.

A Use of Force Report is required when an officer(s) becomes involved in an isolated incident with an individual during a crowd control situation, which goes beyond the mission of the skirmish line.

Note: When a suspect has been taken into custody, the booking number or DR number of the related report shall be cross-referenced on ICS Form 214.

Medical Treatment

Any suspect taken into custody that has been injured or complains of injury shall receive medical treatment in accordance with established procedures.

CONCLUSION

The police response to each assembly or protest is different and will require flexibility, creativity, discipline, and patience. A non-violent, "sit-down" demonstration requires a much different police response than a violent group who has become destructive. The tactics used to manage or control a crowd should make every attempt to facilitate and protect First Amendment activity while isolating and arresting those engaged in unlawful behavior.

Points to Remember

- First Amendment Rights vs. unlawful behavior
- Keep the peace
- Protect property and vital facilities
- Maintain situational awareness
- Economy of force
- Stop unlawful behavior
- Obtain voluntary compliance
- Remain flexible

AMENDMENTS

This version replaces Use of Force-Tactics Directive No. 11, Crowd Management, Intervention, and Control, October 2020

A handwritten signature in black ink, appearing to be 'MICHEL R. MOORE', written in a cursive style.

MICHEL R. MOORE
Chief of Police

DISTRIBUTION "A"

Attachments: Dispersal Order. Concepts and Strategies, Terms and Definitions

Crowd Management, Intervention, and Control
Example Dispersal Orders

DISPERSAL ORDER

"I am (rank and officer's name), a police officer for the City of Los Angeles. I hereby declare this to be an unlawful assembly and, in the name of the people of the State of California, command all those assembled at (give specific location for example, the area bounded by Main Street on the east, Spring Street on the west, City Hall steps on the north, and the south sidewalk of 1st Street on the south) to immediately disperse, which means to break up this assembly. If you do not do so, you may be arrested or subject to other police action. Other police action may include the use of less lethal munitions, which could cause significant risk of serious injury to those who remain. Section 409 of the Penal Code prohibits remaining present at an unlawful assembly. If you remain in the area which was just described, regardless of your purpose in remaining, you will be in violation of Section 409. The following routes of dispersal are available (give the most convenient route(s) of dispersal). You have _____ minutes (give a reasonable amount of time– take into consideration the number of participants, location of the event, and number of exit routes) to disperse."

DISPERSAL ORDER
(Spanish)

"Soy (officer's name and rank) oficial de policia de la Ciudad de Los Angeles. Por la presente declaro que esta reunion es ilegal y en nombre del pueblo del Estado de California ordeno que todas las personas reunidas en (give specific location, for example, the area bounded by Main Street on the east, Spring Street on the west, City Hall steps on the north, and the south sidewalk of 1st Street on the south) se dispersen inmediatamente. De lo contrario serán arrestadas o estarán sujetos a otras acciones policiacas. Otras acciones policiacas pueden incluir el uso de minciones de menos lethal, el cual puede causar riesgo significacion de heridas serias a los que permanecen. La Sección 409 del Código Penal prohíbe permanecer en una reunión ilegal. Si usted/ustedes permanecen en las áreas mencionadas, sin importar el propósito de su permanencia, usted/ustedes estarán violando la sección 409 del Codigo Penal de California. Las rutas que se pueden usar para dispersarse son las siguientes: (give the most convenient route(s) of dispersal). Uds tienen _____ minutos (give a reasonable amount of time– take into consideration the number or participants, location of the event and number of exit routes) para dispersarse."

Crowd Management, Intervention, and Control Concepts and Strategies

Lawful Assembly	Isolated Unlawful Behavior	Unlawful Assembly	Riot
<p>Free Speech and assembly are protected First Amendment activity. The following are examples:</p> <ul style="list-style-type: none"> • Speeches • Marches • Demonstrations • Rallies • Picketing • Public assemblies • Protests • Celebratory events 	<p>Isolated unlawful activity by individuals or small groups within a crowd should not automatically form the basis for declaring an assembly unlawful.</p> <ul style="list-style-type: none"> • Isolated destruction of property • Isolated acts of violence • Isolated rock or bottle throwers • Individual sit down demonstrators 	<p>407 PC Two or more persons assemble</p> <ul style="list-style-type: none"> • To do an unlawful act or • To do a lawful act in a boisterous or tumultuous manner <p><i>Assemblies may be dispersed when they are: Violent, or pose a clear and present danger of violence, or the group is breaking some other law in the process. If a crime is occurring action may be taken to stop it prior to a Dispersal Order being given.</i></p> <ul style="list-style-type: none"> • Civil Disobedience • Sit down demonstration 	<p>404 PC Riot, (a) Any use of force or violence, disturbing the public peace, or any threat to use force or violence, if accompanied by immediate power of execution, by two or more persons acting together, and without authority of law, is a riot.</p> <ul style="list-style-type: none"> • Group violent behavior • Group acts of property damage
Police Action			
<p>Use Crowd Management strategies:</p> <ul style="list-style-type: none"> • Meet with event organizers and stakeholders • Determine the history and risk of the group • Create a planning team • Check permit limitations • Develop Incident Action Plan and objectives • Identify and assign resources: Video unit, fixed posts, MFF, Bicycle Units, Air Support, TSE, Shadow Teams, Mounted Unit • Monitor and assess crowd behavior • Separate opposing factions • Maintain video log • Provide direction and expectations at roll call • Engender facilitation not confrontation • Ensure the appropriate uniform for the event • Interact with organizers and gain cooperation 	<p>Use Crowd Intervention strategies:</p> <ul style="list-style-type: none"> • Use organizers and monitors to gain voluntary compliance • Isolate, arrest and remove law violators as quickly as possible • Video action of officers and law violators • Use amplified sound (sound trucks or CIUVs) to communicate intent or to gain compliance • Use low profile tactics when possible. Don't become the focus of the demonstration. • Use Passive Arrest Teams, Tangle Teams, Shadow Teams, Cross Bows, Arrest Circles • When it is not possible to make an immediate arrest, identify and track suspects using cameras, observation posts, an air unit or shadow teams • Continue to assess; escalate and de-escalate as behavior changes • Don't increase crowd tension or change crowd focus to law enforcement by unnecessary aggressive appearance or behavior 	<p>Use Crowd Control strategies:</p> <ul style="list-style-type: none"> • Obtain voluntary compliance • Video action of officers and law violators • Act quickly • Request resources (MFF) • Put control forces in place • Identify dispersal routes • Put a traffic plan in place • Move media to protected area. Use amplified sound (sound trucks or CIUVs) to communicate intent to declare an unlawful assembly • Disperse unlawful crowd • Track and contain groups involved in illegal behavior using cameras, observation posts, Shadow Teams or Air Unit • Arrest individuals who fail to disperse or who are involved in illegal activity • Use Arrest Links to move arrestees • With appropriate approval, deploy the appropriate less lethal munitions on a crowd that poses an immediate threat of violence or physical harm • Ensure only reasonable force • Report use of force and expended munitions • Restore traffic flow 	<p>Use Crowd Control strategies:</p> <ul style="list-style-type: none"> • Video action of officers and law violators • Immediately stop the behavior • Request resources (MFF) • Put control forces in place • Stop the illegal activity • Put a traffic plan in place • Track and contain groups involved in illegal behavior using cameras, observation posts, Shadow Teams or Air Unit. • Arrest law violators • Use Arrest Links to move arrestees • With appropriate approval, deploy the appropriate less-lethal munitions to defend officers or to stop violent behavior • Ensure only reasonable force • Report use of force and expended munitions • Restore and maintain order • Restore traffic flow • Discourage groups from forming • Protect lives, property, and vital facilities • Establish and patrol divisions • Remain present • Reassess the situation • Return to normalcy • Act quickly

Crowd Management, Intervention, and Control Terms and Definitions

Active Resistance: To intentionally and unlawfully oppose the lawful order of a peace officer in a physical manner.

Arrest Links: A method of linking multiple arrestees together for control purposes.

Arrest Protocol: The formal process of placing subjects under arrest, taking into custody, and associating the arresting peace officer(s) with the specific individual arrested.

Arrest Teams: Personnel assigned to arrest duties during civil disobedience/civil disorder operations.

Booking Teams: Personnel assigned to custodial and processing duties during civil disobedience/civil disorder operations.

Civil Disobedience: An unlawful event involving a planned or spontaneous demonstration by a group of people.

Civil Disorder: An unlawful event involving significant disruption of the public order.

Collective Behavior: The unlawful behavior of a group of persons involved in situations where normal cultural structure and controls are not observed, such as unruly crowds, civil disobedience, and riots.

Command: The authority a person lawfully exercises over subordinates by virtue of his/her rank and assignment or position.

Compliance Techniques: Reasonable, lawful use of force methods intended to encourage suspect cooperation.

Control Devices: Devices intended to assist peace officers in gaining control of subjects who refuse to submit to lawful authority (e.g., batons, TASER, restraints, chemical agents, etc.).

Cordoning: Surrounding or enclosing a particular problem area; also referred to as perimeter control.

Critical Facilities: Any location essential to the well-being and safety of the community requiring law enforcement protection during a critical incident.

Crowd: A number of persons collected into a close body.

Crowd Control: Law enforcement response to a pre-planned or spontaneous event, activity or occurrence where there is a potential for unlawful activity or the threat of violence.

Crowd Dynamics: Factors which influence crowd behavior.

Crowd Intervention: Strategies and tactics employed by law enforcement during lawful assemblies to address unlawful activity, civil disorder, and to arrest violators.

Crowd Management: Strategies and tactics employed by law enforcement to manage lawful assemblies in an effort to prevent the escalation of events into an unlawful assembly or riot.

Decontamination: Procedures taken to reduce the effects of any non-lethal chemical agent.

Discipline: Pattern of behavior consistent with demonstrating self-control, teamwork, moderation, and restraint.

Dispersal Order: Lawful orders communicated by law enforcement personnel commanding individuals assembled unlawfully to disperse.

Flashpoint: Specific location(s) which can be anticipated to attract criminal elements and become the origin or focal point of civil disorder.

Force Options: Reasonable force applications utilized by law enforcement to effect arrest, overcome resistance, and prevent escape.

Crowd Management, Intervention, and Control Terms and Definitions

Formations: Coordinated unit tactics utilized by law enforcement to control crowds, stop unlawful activity, and disperse and/or arrest violators.

Incident Command System (ICS): The statewide model for field level management of emergencies mandated by the Standardized Emergency Management System (SEMS). ICS is specifically designed to allow its users to adopt an integrated organizational structure equal to the complexity of demands of single and multiple incidents without being hindered by jurisdictional boundaries.

Less-Lethal Impact Munitions: Projectiles launched or otherwise deployed for purposes of overcoming resistance, preventing escape, effecting arrest, reducing serious injury and are without significant likelihood of causing death.

Management: The process of planning, organizing, coordinating, directing, budgeting, and controlling resources.

Mobile Arrest and Booking Teams: Mobile teams designated to assist field personnel with mass arrest and booking.

Mobile Field Force: An organized, mobile law enforcement tactical force equipped and trained to respond to unusual occurrences. The Mobile Field Force configuration is currently the statewide standard known as "Mutual Aid Response Mobile Field Force."

Mobile Tactics: specialized techniques that give Mobile Field Force (MFF) personnel the ability to respond rapidly and complete high-risk missions beyond the capabilities of other personnel. The vehicles may also be utilized for crowd control and containment.

Mob: A disorderly group of people engaged in unlawful activity.

Mounted Tactics: Tactics while mounted on horses.

Non-Compliant Behavior: Behavior which does not yield to a lawful order.

Non-Lethal Chemical Agents: Devices utilized by law enforcement agencies which may include CS, CN or OC.

Non-Target Specific Less-Lethal Impact Munitions: Less-lethal munitions fired at a crowd for the purpose of crowd control (37mm, 20F Multiple Foam Rubber Projectiles).

Pain Compliance: The stimulation of nerves or the manipulation of joints to elicit a sense of unease or distress in a subject, causing that subject to comply. Examples include control holds, impact weapons, non-lethal chemical agents, TASER, etc.

Passive Arrest Teams (PAT): Organized teams of peace officers assigned to take "passive arrestees" into custody.

Passive Resistance: A commonly used term referring to non-violent opposition to the lawful directions of law enforcement during arrest situations.

Photographic Teams: Law enforcement photographers assigned to document designated activity involving civil disobedience.

Platoon: A tactical component consisting of two or more supervised squads.

Policy: Statements of principles and values which guide the performance of a specific Department activity. Policy establishes limits of action and reflects a statement of guiding principles that should be followed in order to achieve an agency's objective.

Procedure: A method of performing an operation, or a manner of proceeding on a course of action, within limits of policy.

Public Disruption: The interruption or disturbance of public order.

Crowd Management, Intervention, and Control Terms and Definitions

Shadow Team: A squad sized plain clothes unit made up of two, five-officer elements, each having a supervisor that is responsible for working within crowds to identify individuals involved in illegal behavior, and when possible monitor their behavior, and/or arrest and remove them from the crowd as quietly as possible.

Uniformed Shadow Support Team: A squad of 10 uniformed officers and two supervisors that are responsible for coordinating with, and supporting, Shadow Teams.

Stakeholder: Entities having a legal, professional, economic or community interest/responsibility in the event.

Standardized Emergency Management System (SEMS): A system required by the California Government Code for managing response to multi-agency and multi-jurisdictional emergencies in California. SEMS consists of five organizational levels that are activated as necessary: Field Response, Local Government, Operational Area, Region and State.

Target Specific Less-Lethal Impact Munitions: Less-lethal munitions fired at a specific/identifiable target for purpose of selectively and temporarily incapacitating an individual or to cause the individual(s) to stop their actions: 12 gauge Super-Sock Projectiles; and 40mm Exact Impact Sponge Munitions

- The suspect or subject is violently resisting arrest or poses an immediate threat of violence or physical harm
- Unlawful behavior must include violent actions/movements

Unlawful Assembly: Penal Code Section 407 defines an "unlawful assembly" as: "Whenever two or more persons assemble together to do an unlawful act, or to do a lawful act in a violent, boisterous or tumultuous manner, such assembly is an unlawful assembly." "Boisterous or tumultuous manner" has been interpreted by the courts to mean conduct which poses a clear and present danger of imminent violence.

Violent, Boisterous or Tumultuous manner: A manner in which the people are acting must be violent or pose a clear and present danger of imminent violence.

**DEPARTMENT MANUAL
VOLUME I
Established by Special Order No. 13, 2022**

140.25 USE OF EQUIPMENT COVERED BY CALIFORNIA ASSEMBLY BILL 481. *To assist officers in their duties, the Department maintains an inventory of – and continually procures – law enforcement equipment items identified as “military equipment,” by California Assembly Bill (AB) 481, 2021-22. The Department recognizes that the deployment of these items is a matter of public interest.*

To ensure compliance with AB 481, it is the policy of this Department that:

- 1. Department employees and supervisors who deploy, stage, use or misuse, or witness the deployment, staging, use or misuse, of covered equipment items comply with the training, reporting, and documentation requirements in this policy.*
- 2. The Department report annually on the inventory, procurement, use, and misuse of covered equipment items to the Board of Police Commissioners. The report shall, at a minimum, contain the required content outlined in Government Code Section 7072(a).*

*Note: Pursuant to this policy, only “use instances” of covered equipment items require reporting. The definition of “use instance,” is listed under the **Definitions** section of this policy.*

Employee’s Responsibilities. *Department employees shall adhere to the following when deploying, staging, or using any covered equipment item identified or defined below:*

- Ensure that they have been properly trained on the item according to the California Commission on Peace Officer Standards and Training’s (P.O.S.T.) requirements, if applicable, as well as all Department training mandated by the Chief of Police (e.g., Office of the Chief of Police Notice, Special Order or Administrative Order), Training Bureau (e.g., Training Bureau Notice), Detective Bureau (e.g., Chief of Detectives Notice), or Training Division (e.g., Training Bulletin);*
- Ensure that the facts and circumstances presented are consistent with the item-specific deployment criteria outlined by the Department;*
- Ensure that any use or misuse is immediately reported to a Department supervisor;*

Note: Personnel are reminded of the duty to intercede and duty to report excessive force, per Section 1/556.10 of the Department Manual.

- Ensure that any injured individual or person complaining of injury as a result of the use of covered equipment is evaluated and/or transported by a Rescue Ambulance (RA) as soon as practicable; and,*

DEPARTMENT MANUAL
VOLUME I
Established by Special Order No. 13, 2022

- *Document any use of an equipment item covered by this policy according to the item-specific and incident-specific documenting protocols, including (but not limited to):*
 - *An Employee's Report, Form 15.07.00;*
 - *The Use of Force section within an Investigative Report, Form 03.01.00; or,*
 - *The Use of Force section within an Arrest Report, Form 05.02.00.*

Supervisor's Responsibilities. *Any Department supervisor who witnesses, authorizes, or is informed of the use or misuse of any equipment item covered by this policy, shall:*

- *Make the appropriate Department notification(s) (e.g., watch commander, Department Operations Center, Force Investigation Division, Professional Standards Bureau);*
- *Document the incident on their Sergeant's Daily Report, Form 15.48.00, or equivalent;*
- *Ensure that any use or misuse is additionally documented according to the item-specific and incident-specific documenting protocols, such as a:*
 - *Non-Categorical Use of Force Report, Form 01.67.05;*
 - *SWAT (i.e., Special Weapons and Tactics) After Action Report;*
 - *Incident Command System (ICS) Form 214; or,*
 - *Personnel Complaint, Form 01.28.00.*
- *Ensure that any injured individual or person complaining of injury is evaluated and/or transported by an RA as soon as practicable.*

Commanding Officer's Responsibilities. *Every commanding officer (CO) whose command maintains military equipment, or has personnel who utilize or participate in the procurement or evaluation of such equipment, shall ensure:*

- *All personnel under their command comply with this policy;*
- *An Inventory, Procurement, and Use of Military Equipment, Form 15.62.00, is thoroughly and accurately completed for their command annually; and,*
- *A completed Form 15.62.00 is forwarded to their bureau or equivalent annually, or upon request.*

Bureau Commanding Officer's Responsibilities. *The CO of each bureau, or equivalent, which maintains equipment covered by this policy or has personnel who utilize or participate in the procurement or evaluation of such equipment, shall ensure that a Form 15.62.00 is completed annually. Bureau COs shall also ensure that a completed Form 15.62.00 for their command as well as each subordinate entity is forwarded to Audit Division annually, or upon request.*

DEPARTMENT MANUAL
VOLUME I
Established by Special Order No. 13, 2022

Exemption for Standard Issue Equipment. *Standard issue equipment, as defined below, is exempt from this policy; its procurement, use and misuse shall continue to be reported and documented under current policies and procedures.*

Exemption for Items Procured for Evaluation. *The Department occasionally evaluates new equipment items to determine if they would assist in providing police services. This policy shall not preclude the Department from, at any time, acquiring equipment items covered by AB 481 and this policy for testing and evaluation purposes only. Should the Department wish to move beyond the testing and evaluation phase and begin deployment of any new covered equipment item in the community, it shall comply with the existing requirements set forth by this policy. As such, any new equipment item covered by AB 481 which is determined to be viable for field or specialized use, shall not be placed into service (e.g., a pilot program) until it is approved by the Board of Police Commissioners and in accordance with AB 481.*

Definitions

Standard Issue. *Any equipment item (excluding Department-issued and privately purchased assault rifles and Benelli M4 semi-automatic shotguns for on-duty use) which is authorized and approved by the Department's Uniform and Equipment Committee (UEC), is consistent with the Department's functions, and, for which, the employee has received the requisite training (e.g., P.O.S.T., Police Training and Education, Training Division), shall be considered "standard issue."*

Staging. *The deployment of any covered equipment item at the scene of an incident or command post configuration without being materially incorporated into the investigative or enforcement mission of the incident, shall be considered a "staging" of the item.*

Deployment. *The public display of any covered equipment item by Department personnel in response to an incident requiring investigative or enforcement action shall be considered a "deployment" of the item. Deployment alone is not reportable under this Policy.*

Use Instance. *The intentional or unintentional operation, launch, discharge, detonation, activation, ignition, or impact of a covered equipment item with a person or object in response to an incident requiring investigative or enforcement action shall be a reportable "use" of the item. For vehicles – including small unmanned, aerial systems (sUAS) and robots – a use instance occurs when the item performs a function to assist in the mission of the investigative or enforcement action.*

DEPARTMENT MANUAL
VOLUME I
Established by Special Order No. 13, 2022

The equipment items covered by this policy and defined as “military equipment” by Government Code Section 7070(c), et seq., are as follows:

- *Unmanned, remotely piloted, powered aerial or ground vehicles;*
- *Mine-resistant ambush-protected (MRAP) vehicles or armored personnel carriers, excluding police versions of standard consumer vehicles (e.g., black and whites);*
- *High mobility, multipurpose wheeled vehicles (HMMWV), commonly referred to as Humvees, two and one-half-ton trucks, five-ton trucks, or wheeled vehicles that have a breaching or entry apparatus attached; excluding unarmored, all-terrain vehicles (ATVs) and motorized dirt bikes;*
- *Tracked, armored vehicles that provide ballistic protection to their occupants and utilize a tracked system instead of wheels for forward motion;*
- *Command and control vehicles that are either built or modified to facilitate the operational control and direction of public safety units (including Area command vehicles);*
- *Weaponized aircraft, vessels, or vehicles of any kind;*
- *Battering rams, slugs, and breaching apparatuses that are explosive in nature;*

Note: Items designed to remove a lock, such as bolt cutters or a handheld ram designed to be operated by one person do not fall under the definition of military equipment for the purposes of this section. In addition, the inclusion of slugs in this section means slug ammunition specifically designed and manufactured for breaching purposes.

- *Firearms of .50 caliber or greater, excluding standard issue shotguns (e.g., authorized and approved Remington “Police” Model 870);*
- *Ammunition of .50 caliber or greater, excluding standard issue shotgun ammunition (e.g., approved and authorized 12 gauge “00” buck and Slug Shotgun Ammunition);*
- *Specialized firearms and ammunition of less than .50 caliber, including assault weapons as defined in Sections 30510 and 30515 of the California Penal Code, excluding standard issue service weapons and ammunition of less than .50 caliber that are issued to officers, agents, or employees of a law enforcement agency or a state agency, including, but not limited to, approved and authorized handguns, and associated ammunition;*
- *Any firearm or firearm accessory that is designed to launch explosive projectiles;*
- *“Flashbang” grenades and explosive breaching tools, “tear gas,” and “pepper balls,” excluding standard, service-issued handheld pepper spray;*
- *Taser Shockwave, microwave weapons, water cannons, and the Long-Range Acoustic Device (LRAD);*
- *The following projectile launch platforms and their associated munitions, specifically 37mm and 40mm projectile launchers, “bean bag,” rubber bullet, and specialty impact*

**DEPARTMENT MANUAL
VOLUME I
Established by Special Order No. 13, 2022**

munition (SIM) weapons (e.g., Fabrique Nationale d'Herstal, FN 303, .68 caliber direct impact, less lethal projectile); and,

Note: Specialty impact munition weapon systems are typically extended range, kinetic energy, less lethal devices, designed to incapacitate only. They often discharge a pneumatically propelled, non-metallic projectile via compressed gas – rather than combustion (i.e., gunpowder).

- *Any other equipment as determined by the Board of Police Commissioners, and in accordance with AB 481, to require additional oversight.*


Per the Department's existing mutual aid guidance, in any incident in the City of Los Angeles requiring mutual aid from an outside agency, the Chief of Police of the Los Angeles Police Department shall remain in charge of the incident including the direction of any personnel and equipment provided as part of the mutual aid. All such resources shall be used in a manner consistent with the policies of the City of Los Angeles.

APPENDIX


Audit Division Contact: Detective III Hector Sanchez, Serial No. 31019,
(213) 486-8371 or 31019@lapd.online



HECTOR SANCHEZ
Project Manager, Audit Division



WENDY GAMBLE
Officer in Charge, Audit Division



31222 For:

SHARON SARGENT
Commanding Officer, Audit Division